



SECURITIES AND EXCHANGE COMMISSION
Protecting Investors in the Capital Markets

Date

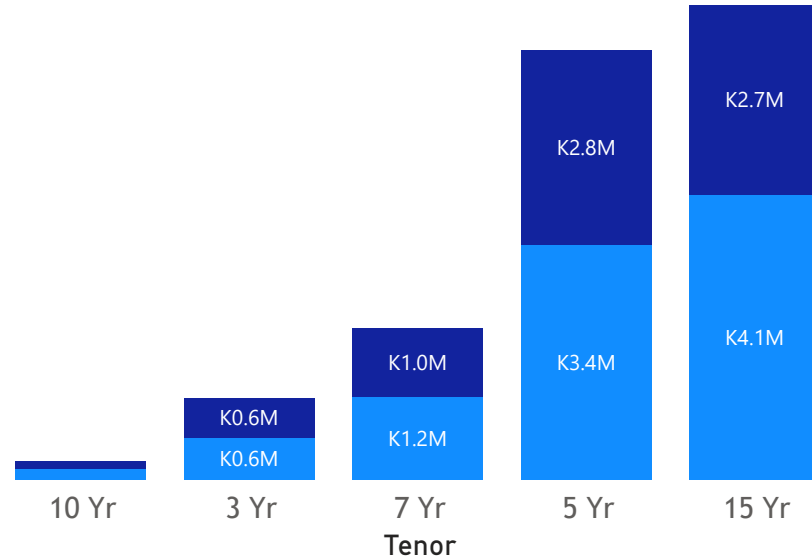
< Tuesday, 20 February 2024 >

GRZ Bonds Secondary Market Trade Summary Report

Consideration and Nominal Value

● Nominal Value ● Market Value

Nominal Value and Market Value



Range of Trade Prices (ZMW)*

Tenor	Min	Max
7 Yr	82.37	82.37
5 Yr	68.96	84.68
3 Yr	89.69	93.20
15 Yr	57.48	68.79
10 Yr	65.05	65.05

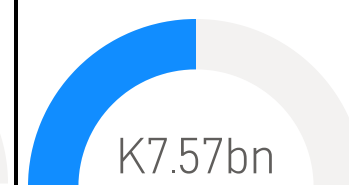
Range of Yields Rates*

Tenor	Min	Max
7 Yr	18.59	18.59
5 Yr	21.61	21.75
3 Yr	20.50	21.08
15 Yr	23.28	25.00
10 Yr	23.50	23.50

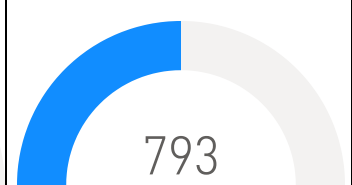
Market Value YTD



Nominal Value YTD



YTD trades

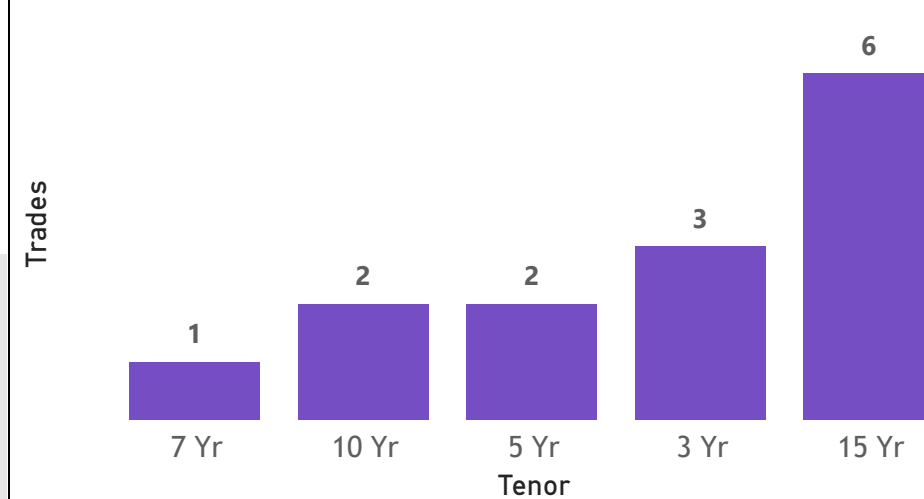


K9.6M
Total Nominal Value

K7.2M
Total Market Value

14
Number of Trades

No. of Trades by Tenor



Primary Market February 16 2024 Auction

Tenor	Cut- Off Yield Rate	Coupon Rates	Range of Successful Yield Rates
2 Years	17.00	17	15.0000-17.0000
3 Years	20.00	20	18.0000-20.0000
5 Years	22.00	22	14.0000-22.0000
7 Years	23.00	23	21.0000-23.0000
10 Years	24.97	25	17.0000-24.9700
15 Years	26.50	26	10.0000-26.5000

*Disclaimer: This content is prepared from information received by the Commission through third-party reports. The range of prices by tenor and range of yields by tenor are based on dealer submissions. The content is indicative and intended for informational purposes only and shall not in any way be deemed to be investment advice, guidance or recommendation of the SEC. Users are responsible for making investment decisions and are advised to obtain independent professional advice before acting on or using this



GRZ Bonds Secondary Market Trade Summary Report

ISIN Code	Coupon Rate	Issue Date	Maturity Date	Trade Date/ Valuation Date	Years To Maturity	Nominal Value	Market Value	Min Trade Price	Max Trade Price	Min Yield	Max Yield
ZM1000005919	14	21/08/2023	21/08/2038	15/02/2024	4	K3,269,000.00	K2,248,590.74	68.79	68.79	23.28	23.28
ZM1000005919	14	21/08/2023	21/08/2038	20/02/2024	14	K869,890.00	K500,000.22	57.48	57.48	25.00	25.00
ZM1000004656	11	25/01/2021	25/01/2026	15/02/2024	2	K2,840,000.00	K2,404,973.39	84.68	84.68	21.61	21.61
ZM1000005307	10	27/06/2022	27/06/2025	20/02/2024	1	K223,010.00	K200,000.82	89.69	89.69	20.50	20.50
ZM1000006008	11	27/11/2023	27/11/2028	27/11/2023	5	K575,000.00	K411,272.20	68.96	68.96	21.75	21.75
ZM1000005067	10	27/12/2021	27/12/2024	15/02/2024	1	K397,000.00	K370,012.53	93.20	93.20	21.08	21.08
ZM1000005091	13	27/12/2021	27/12/2031	20/02/2024	7	K169,130.00	K110,004.40	65.05	65.05	23.50	23.50
ZM1000005034	12	29/11/2021	29/11/2028	15/02/2024	4	K1,213,000.00	K999,187.74	82.37	82.37	18.59	18.59

Disclaimer: This content is prepared from information received by the Commission through third-party reports. The content is indicative and intended for informational purposes only and shall not in any way be deemed to be investment advice, guidance or recommendation of the SEC. Users are responsible for making investment decisions and are advised to obtain independent professional advice before acting on or using this information.