



SECURITIES AND EXCHANGE COMMISSION
Protecting Investors in the Capital Markets

Date

Monday, 19 February 2024

K76.5M

Total Nominal Value

K64.4M

Total Market Value

22

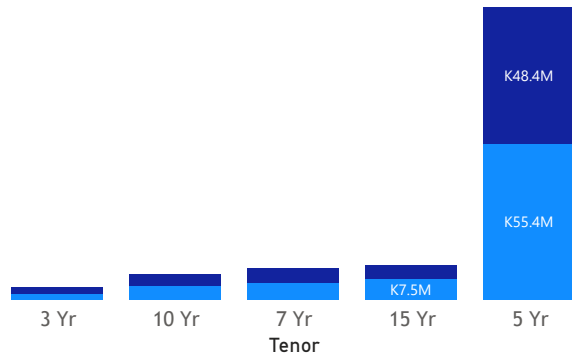
Number of Trades

GRZ Bonds Secondary Market Trade Summary Report

Consideration and Nominal Value

● Nominal Value ● Market Value

Nominal Value and Market Value



Range of Trade Prices (ZMW)*

Tenor	Min	Max
7 Yr	86.49	86.52
5 Yr	77.26	97.61
3 Yr	56.29	92.90
15 Yr	54.31	67.97
10 Yr	58.16	83.16


Range of Yields Rates*

Tenor	Min	Max
7 Yr	18.05	22.33
5 Yr	17.04	24.04
3 Yr	21.01	21.80
15 Yr	22.68	27.31
10 Yr	21.00	27.00

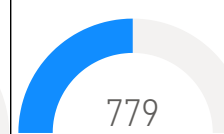
Market Value YTD



Nominal Value YTD

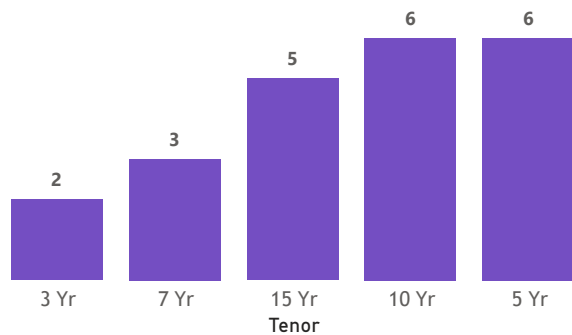


YTD trades



No. of Trades by Tenor

Trades



Primary Market February 16 2024 Auction

Tenor	Cut- Off Yield Rate	Coupon Rates	Range of Successful Yield Rates
2 Years	17.00	17	15.0000-17.0000
3 Years	20.00	20	18.0000-20.0000
5 Years	22.00	22	14.0000-22.0000
7 Years	23.00	23	21.0000-23.0000
10 Years	24.97	25	17.0000-24.9700
15 Years	26.50	26	10.0000-26.5000

*Disclaimer: This content is prepared from information received by the Commission through third-party reports. The range of prices by tenor and range of yields by tenor are based on dealer submissions. The content is indicative and intended for informational purposes only and shall not in any way be deemed to be investment advice, guidance or recommendation of the SEC. Users are responsible for making investment decisions and are advised to obtain independent professional advice before acting on or using this

GRZ Bonds Secondary Market Trade Summary Report

ISIN Code	Coupon Rate	Issue Date	Maturity Date	Trade Date/ Valuation Date	Years To Maturity	Nominal Value	Market Value	Min Trade Price	Max Trade Price	Min Yield	Max Yield
ZM1000004383	14	01/06/2020	01/06/2035	16/02/2024	11	K588,000.00	K399,651.99	67.97	67.97	22.68	22.68
ZM1000005695	13	04/03/2023	04/03/2033	19/02/2024	9	K72,000.00	K41,875.76	58.16	58.16	27.00	27.00
ZM1000003112	13	05/12/2016	05/12/2026	16/02/2024	2	K1,295,000.00	K1,076,868.91	83.16	83.16	22.71	22.71
ZM1000004094	11	17/06/2019	17/06/2024	02/12/2024	0	K790,000.00	K771,100.98	97.61	97.61	24.04	24.04
ZM1000003351	13	18/12/2017	18/12/2027	02/12/2024	3	K2,562,000.00	K1,967,499.94	76.80	76.80	23.29	23.29
ZM1000005455	13	19/09/2022	19/09/2032	13/02/2024	8	K693,000.00	K499,685.34	72.10	72.10	21.67	21.67
ZM1000005919	14	21/08/2023	21/08/2038	19/02/2024	14	K3,335,490.00	K1,997,518.22	59.89	59.89	24.00	24.00
ZM1000005182	10	23/03/2022	23/03/2025	15/02/2024	1	K1,215,000.00	K1,128,730.17	92.90	92.90	21.80	21.80
ZM1000004656	11	25/01/2021	25/01/2026	15/02/2024	2	K1,658,000.00	K1,400,314.92	84.46	84.46	21.60	21.60
ZM1000004656	11	25/01/2021	25/01/2026	19/02/2024	2	K25,000,000.00	K21,886,781.16	87.57	87.57	19.50	19.50
ZM1000004656	11	25/01/2021	25/01/2026	25/01/2021	5	K25,000,000.00	K21,886,781.16	86.79	86.79	19.50	19.50
ZM1000004680	14	25/01/2021	25/01/2036	02/12/2024	12	K490,000.00	K266,113.02	54.31	54.31	27.31	27.31
ZM1000004680	14	25/01/2021	25/01/2036	13/02/2024	12	K3,072,000.00	K1,999,974.47	65.10	65.10	22.81	22.81
ZM1000004136	12	26/08/2019	26/08/2026	09/04/2024	2	K5,210,000.00	K4,506,320.27	86.49	86.49	22.33	22.33
ZM1000005067	10	27/12/2021	27/12/2024	10/05/2022	2	K1,163,000.00	K1,081,544.22	56.29	56.29	21.01	21.01
ZM1000005075	11	27/12/2021	27/12/2026	15/02/2024	2	K1,835,000.00	K1,417,787.96	77.26	77.26	22.98	22.98
ZM1000005075	11	27/12/2021	27/12/2026	16/02/2024	2	K1,133,000.00	K999,747.71	88.24	88.24	17.04	17.04
ZM1000005091	13	27/12/2021	27/12/2031	19/02/2024	7	K557,334.00	K399,999.28	71.77	71.77	21.00	21.00
ZM1000004581	12	30/11/2020	30/11/2027	19/02/2024	3	K809,000.00	K699,939.63	86.52	86.52	18.05	18.05

Disclaimer: This content is prepared from information received by the Commission through third-party reports. The content is indicative and intended for informational purposes only and shall not in any way be deemed to be investment advice, guidance or recommendation of the SEC. Users are responsible for making investment decisions and are advised to obtain independent professional advice before acting on or using this information.