



**SECURITIES AND EXCHANGE COMMISSION**  
Protecting Investors in the Capital Markets

Date

< Monday, 18 March 2024 >

**K159.8M**

Total Nominal Value

**K140.7M**

Total Market Value

**18**

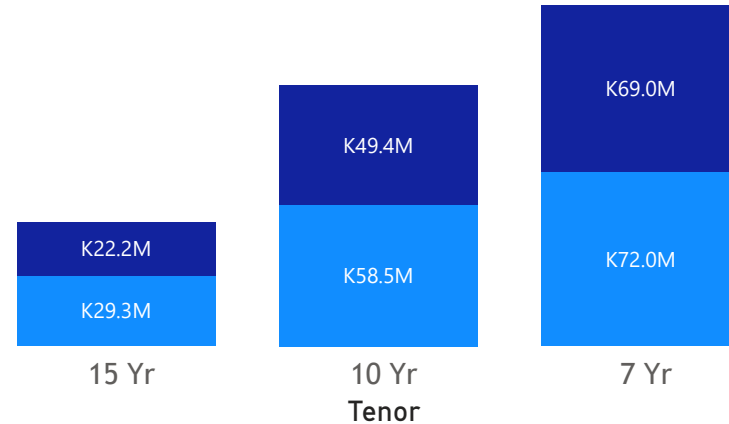
Number of Trades

# GRZ Bonds Secondary Market Trade Summary Report

## Consideration and Nominal Value

● Nominal Value ● Market Value

Nominal Value and Market Value



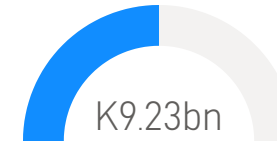
## Range of Trade Prices (ZMW)\*

Tenor	Min	Max
7 Yr	96.47	96.47
15 Yr	56.26	89.37
10 Yr	59.68	84.35


## Range of Yields Rates\*

Tenor	Min	Max
7 Yr	17.09	20.79
15 Yr	20.79	26.00
10 Yr	20.78	24.50

## Market Value YTD



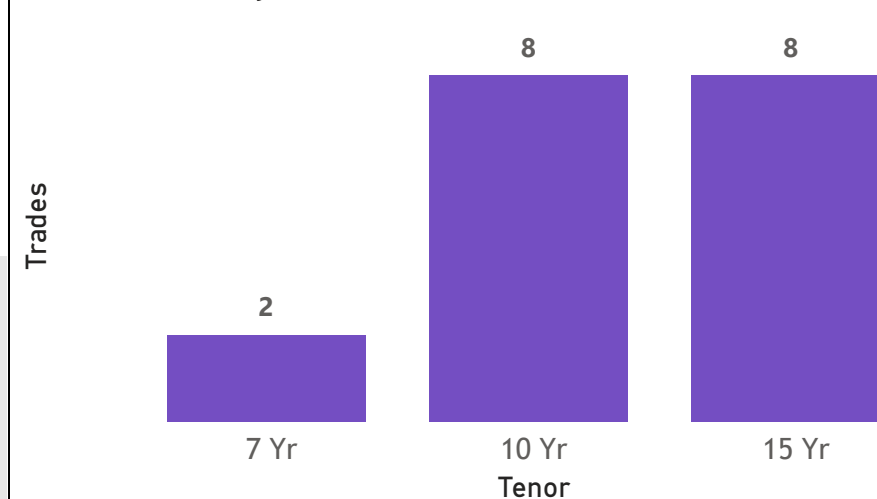
## Nominal Value YTD



## YTD trades



## No. of Trades by Tenor



## Primary Market February 16 2024 Auction

Tenor	Cut- Off Yield Rate	Coupon Rates	Range of Successful Yield Rates
2 Years	17.00	17	15.0000-17.0000
3 Years	20.00	20	18.0000-20.0000
5 Years	22.00	22	14.0000-22.0000
7 Years	23.00	23	21.0000-23.0000
10 Years	24.97	25	17.0000-24.9700
15 Years	26.50	26	10.0000-26.5000

\*Disclaimer: This content is prepared from information received by the Commission through third-party reports. The range of prices by tenor and range of yields by tenor are based on dealer submissions. The content is indicative and intended for informational purposes only and shall not in any way be deemed to be investment advice, guidance or recommendation of the SEC. Users are responsible for making investment decisions and are advised to obtain independent professional advice before acting on or using this

# GRZ Bonds Secondary Market Trade Summary Report

ISIN Code	Coupon Rate	Issue Date	Maturity Date	Trade Date/ Valuation Date	Years To Maturity	Nominal Value	Market Value	Min Trade Price	Max Trade Price	Min Yield	Max Yield
ZM1000003112	13	05/12/2016	05/12/2026	05/12/2016	2	K50,000,000.00	K44,026,004.79	84.35	84.35	20.78	20.78
ZM1000004102	12	17/06/2019	17/06/2026	30/01/2020	2	K22,000,000.00	K19,308,576.66			20.79	20.79
ZM1000001512	14	22/08/2011	18/08/2026	22/08/2011	1	K16,700,000.00	K15,123,182.80	89.37	89.37	20.79	20.79
ZM1000003344	12	18/12/2017	18/12/2024	18/12/2017	0	K50,000,000.00	K49,732,340.41	96.47	96.47	17.09	17.09
ZM1000005455	13	19/09/2022	19/09/2032	18/03/2024	8	K8,517,582.00	K5,383,814.83	59.68	66.07	22.00	24.50
ZM1000005919	14	21/08/2023	21/08/2038	18/03/2024	14	K12,562,170.00	K7,078,709.25	56.26	57.72	25.35	26.00