



**SECURITIES AND EXCHANGE COMMISSION**  
Protecting Investors in the Capital Markets

Date

< Friday, 16 February 2024 >

**K883.4M**

Total Nominal Value

**K602.1M**

Total Market Value

**71**

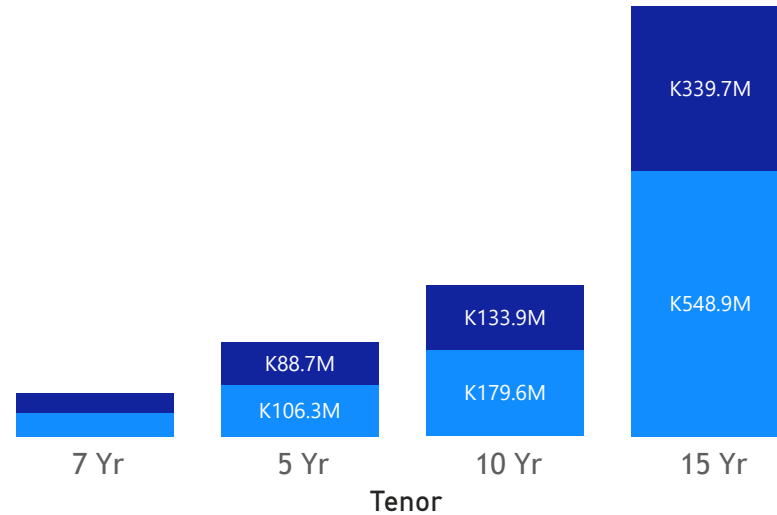
Number of Trades

# GRZ Bonds Secondary Market Trade Summary Report

## Consideration and Nominal Value

● Nominal Value ● Market Value

Nominal Value and Market Value



## Range of Trade Prices (ZMW)\*

Tenor	Min	Max
7 Yr	81.56	82.21
5 Yr	80.11	92.72
15 Yr	58.50	68.58
10 Yr	57.79	83.65


## Range of Yields Rates\*

Tenor	Min	Max
7 Yr	18.59	25.30
5 Yr	15.56	20.50
15 Yr	21.60	25.05
10 Yr	21.00	25.30

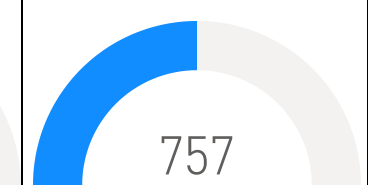
## Market Value YTD



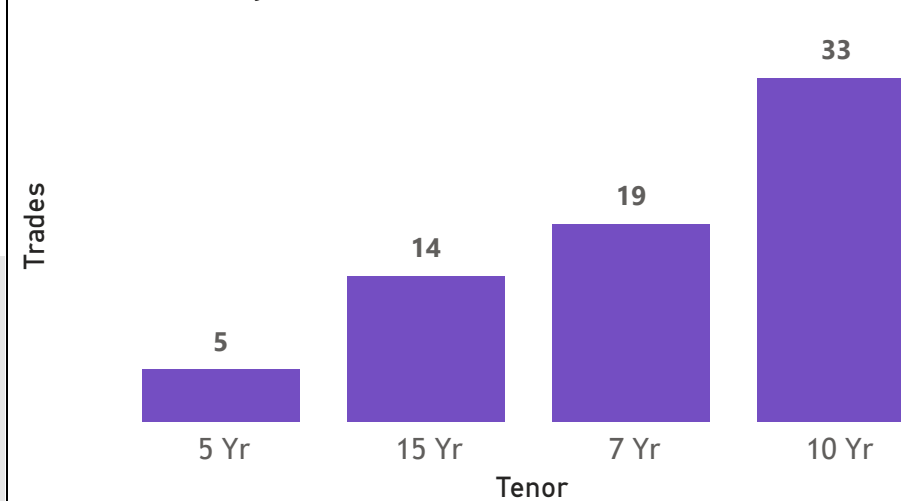
## Nominal Value YTD



## YTD trades



## No. of Trades by Tenor



## Primary Market February 16 2024 Auction

Tenor	Cut- Off Yield Rate	Coupon Rates	Range of Successful Yield Rates
2 Years	17.00	17	15.0000-17.0000
3 Years	20.00	20	18.0000-20.0000
5 Years	22.00	22	14.0000-22.0000
7 Years	23.00	23	21.0000-23.0000
10 Years	24.97	25	17.0000-24.9700
15 Years	26.50	26	10.0000-26.5000

\*Disclaimer: This content is prepared from information received by the Commission through third-party reports. The range of prices by tenor and range of yields by tenor are based on dealer submissions. The content is indicative and intended for informational purposes only and shall not in any way be deemed to be investment advice, guidance or recommendation of the SEC. Users are responsible for making investment decisions and are advised to obtain independent professional advice before acting on or using this

# GRZ Bonds Secondary Market Trade Summary Report

ISIN Code	Coupon Rate	Issue Date	Maturity Date	Trade Date/ Valuation Date	Years To Maturity	Nominal Value	Market Value	Min Trade Price	Max Trade Price	Min Yield	Max Yield
ZM1000004383	14	01/06/2020	01/06/2035	13/02/2024	11	K588,000.00	K399,651.99	67.97	67.97	22.68	22.68
ZM1000003112	13	05/12/2016	05/12/2026	13/02/2024	2	K1,295,000.00	K1,076,868.91	83.16	83.16	22.71	22.71
ZM1000003120	14	05/12/2016	05/12/2031	01/12/2022	7	K160,000,000.00	K107,995,755.46	67.50	67.50	23.95	23.95
ZM1000003351	13	18/12/2017	18/12/2027	18/12/2017	10	K75,000,000.00	K61,252,339.73	79.53	79.53	21.00	21.00
ZM1000005455	13	19/09/2022	19/09/2032	13/02/2024	14	K693,000.00	K499,685.34	72.10	72.10	21.67	21.67
ZM1000005455	13	19/09/2022	19/09/2032	16/02/2024	8	K303,110.00	K200,003.24	66.02	66.02	24.05	24.05
ZM1000005919	14	21/08/2023	21/08/2038	02/12/2024	14	K145,000.00	K99,438.25	68.58	68.58	23.28	23.28
ZM1000005919	14	21/08/2023	21/08/2038	16/02/2024	14	K923,560.00	K599,281.40	64.24	64.88	24.80	25.05
ZM1000004748	14	22/03/2021	22/03/2036	02/09/2024	12	K340,000,000.00	K202,770,201.26	59.64	59.64	24.84	24.84
ZM1000005216	13	23/03/2022	23/03/2032	13/02/2024	8	K10,000,000.00	K6,576,670.00	65.77	65.77	24.35	24.35
ZM1000005216	13	23/03/2022	23/03/2032	30/05/2022	9	K10,000,000.00	K6,576,670.00	60.57	60.57	24.35	24.35
ZM1000005851	14	24/07/2023	24/07/2038	15/02/2024	14	K128,000.00	K79,846.32	62.38	62.38	23.36	23.36
ZM1000004656	11	25/01/2021	25/01/2026	25/01/2021	1	K30,000,000.00	K26,224,024.11	86.75	86.75	19.50	19.50
ZM1000004680	14	25/01/2021	25/01/2036	13/02/2024	12	K3,072,000.00	K1,999,974.47	65.10	65.10	22.81	22.81
ZM1000005810	13	26/06/2023	26/06/2033	13/02/2024	10	K12,500,000.00	K7,454,694.35	59.64	59.64	24.75	24.75
ZM1000005810	13	26/06/2023	26/06/2033	15/02/2024	9	K151,000.00	K99,685.73	66.02	66.02	22.22	22.22
ZM1000005810	13	26/06/2023	26/06/2033	16/02/2024	9	K2,994,788.00	K1,899,412.74	61.63	64.16	23.00	23.00
ZM1000005810	13	26/06/2023	26/06/2033	26/03/2023	10	K12,500,000.00	K7,454,694.35	57.79	57.79	24.75	24.75
ZM1000004136	12	26/08/2019	26/08/2026	10/02/2024	2	K45,000,000.00	K36,701,285.81	81.56	81.56	25.30	25.30
ZM1000004466	14	27/07/2020	27/07/2035	02/09/2024	6	K44,000,000.00	K25,739,537.98	58.50	58.50	21.60	21.60
ZM1000005075	11	27/12/2021	27/12/2026	13/02/2024	2	K1,133,000.00	K999,747.71	88.24	88.24	17.04	17.04
ZM1000005075	11	27/12/2021	27/12/2026	27/12/2021	2	K73,500,000.00	K60,008,697.43	80.11	80.11	20.50	20.50

Disclaimer: This content is prepared from information received by the Commission through third-party reports. The content is indicative and intended for informational purposes only and shall not in any way be deemed to be investment advice, guidance or recommendation of the SEC. Users are responsible for making investment decisions and are advised to obtain independent professional advice before acting on or using this information.