



SECURITIES AND EXCHANGE COMMISSION
Protecting Investors in the Capital Markets

Date

Tuesday, 9 April 2024

K584.5M

Total Nominal Value

K483.1M

Total Market Value

45

Number of Trades

GRZ Bonds Secondary Market Trade Summary Report

Consideration and Nominal Value

● Nominal Value ● Market Value

Nominal Value and Market Value



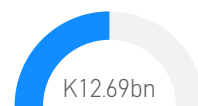
Range of Trade Prices (ZMW)*

Tenor	Min	Max
15 Yr	57.13	106.55
7 Yr	73.31	98.20
10 Yr	0.00	90.38
5 Yr	79.59	84.50
3 Yr	83.02	83.02

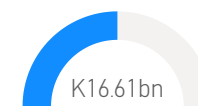
Range of Yields Rates*

Tenor	Min	Max
7 Yr	16.00	23.25
5 Yr	20.63	23.10
3 Yr	20.60	20.60
15 Yr	22.25	26.90
10 Yr	18.21	24.00

Market Value YTD



Nominal Value YTD

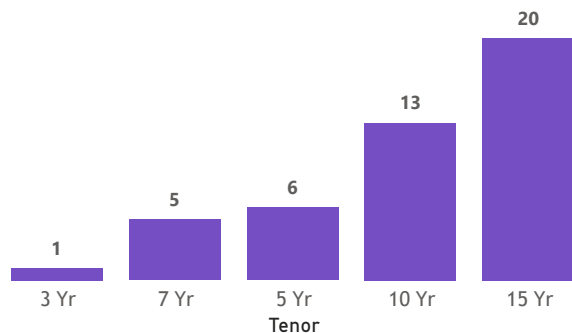


YTD trades



No. of Trades by Tenor

Trades



Primary Market February 16 2024 Auction

Tenor	Cut- Off Yield Rate	Coupon Rates	Range of Successful Yield Rates
2 Years	17.00	17	15.0000-17.0000
3 Years	20.00	20	18.0000-20.0000
5 Years	22.00	22	14.0000-22.0000
7 Years	23.00	23	21.0000-23.0000
10 Years	24.97	25	17.0000-24.9700
15 Years	26.50	26	10.0000-26.5000

*Disclaimer: This content is prepared from information received by the Commission through third-party reports. The range of prices by tenor and range of yields by tenor are based on dealer submissions. The content is indicative and intended for informational purposes only and shall not in any way be deemed to be investment advice, guidance or recommendation of the SEC. Users are responsible for making investment decisions and are advised to obtain independent professional advice before acting on or using this

GRZ Bonds Secondary Market Trade Summary Report

ISIN Code	Coupon Rate	Issue Date	Maturity Date	Trade Date/ Valuation Date	Years To Maturity	Nominal Value	Market Value	Min Trade Price	Max Trade Price	Min Yield	Max Yield
ZM1000006123	26.5	22/01/2024	22/01/1939	09/04/2024	15	K50,000,000.00	K53,265,759.58	106.55	106.55	26.50	26.50
ZM1000006065	14	26/12/2023	26/12/2038	04/04/2024	14	K30,000,000.00	K18,566,699.18	61.89	61.89	24.75	24.75
ZM1000006065	14	26/12/2023	26/12/2038	04/09/2024	14	K479,000.00	K273,641.69	57.13	57.13	26.90	26.90
ZM1000005992	10	27/11/2023	27/11/2026	09/04/2024	2	K37,000,000.00	K30,706,531.12	83.02	83.02	20.60	20.60
ZM1000005976	14	30/11/2023	30/11/2038	04/04/2024		K12,658,037.00	K8,124,510.24	64.18	64.18	24.75	24.75
ZM1000005919	14	21/08/2023	21/08/2038	04/04/2024	4	K4,732,000.00	K2,999,898.63	63.00	63.80	23.20	23.50
ZM1000005919	14	21/08/2023	21/08/2038	22/03/2024	14	K1,184,000.00	K749,514.21	63.30	63.30	23.20	23.20
ZM1000005810	13	26/06/2023	26/06/2033	04/04/2024	10	K1,436,000.00	K999,757.94	69.62	69.62	21.68	21.68
ZM1000005257	14	03/05/2022	03/05/2037	04/09/2024	12	K328,000.00	K199,664.67	60.87	60.87	26.40	26.40
ZM1000005091	13	27/12/2021	27/12/2031	04/02/2024	7	K1,070,000.00	K714,834.30	66.81	66.81	23.50	23.50
ZM1000005091	13	27/12/2021	27/12/2031	04/04/2024	7	K2,904,000.00	K1,939,831.03	66.80	66.80	21.90	21.90
ZM1000005091	13	27/12/2021	27/12/2031	09/04/2024	7	K304,028.00	K200,001.86	65.78	65.78	24.00	24.00
ZM1000005091	13	27/12/2021	27/12/2031	22/03/2024	7	K4,567,000.00	K2,949,138.54	62.60	66.76	21.74	23.09
ZM1000005091	13	27/12/2021	27/12/2031	27/12/2021	7	K80,000,000.00	K54,895,607.68	64.92	64.92	22.85	22.85
ZM1000005075	11	27/12/2021	27/12/2026	04/04/2024	2	K1,290,000.00	K1,026,770.94	79.59	79.59	23.10	23.10
ZM1000005075	11	27/12/2021	27/12/2026	04/05/2024	2	K50,000,000.00	K42,193,154.79	84.39	84.39	22.89	22.89
ZM1000005075	11	27/12/2021	27/12/2026	04/08/2024	2	K50,000,000.00	K42,193,154.79	84.39	84.39	22.89	22.89
ZM1000005075	11	27/12/2021	27/12/2026	27/12/2021	2	K21,778,000.00	K18,243,985.19	80.64	80.64	20.63	20.63
ZM1000005034	12	29/11/2021	29/11/2028	04/04/2024	4	K25,500,000.00	K18,693,521.14	73.31	73.31	23.25	23.25
ZM1000005000	12	01/11/2021	01/11/2028	09/04/2024	7	K4,802,290.00	K4,000,006.34	83.29	83.29	19.50	19.50
ZM1000004839	11	28/06/2021	28/06/2026	04/04/2024	2	K24,786,000.00	K20,852,141.96	84.13	84.13	22.25	22.25
ZM1000004839	11	28/06/2021	28/06/2026	04/09/2024	2	K375,000.00	K316,861.16	84.50	84.50	22.00	22.00

Disclaimer: This content is prepared from information received by the Commission through third-party reports. The content is indicative and intended for informational purposes only and shall not in any way be deemed to be investment advice, guidance or recommendation of the SEC. Users are responsible for making investment decisions and are advised to obtain independent professional advice before acting on or using this information.