



SECURITIES AND EXCHANGE COMMISSION
Protecting Investors in the Capital Markets

Date

Monday, 8 April 2024

K190.8M

Total Nominal Value

K121.6M

Total Market Value

24

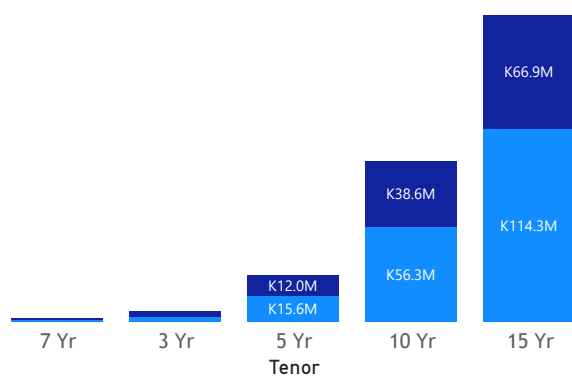
Number of Trades

GRZ Bonds Secondary Market Trade Summary Report

Consideration and Nominal Value

● Nominal Value ● Market Value

Nominal Value and Market Value



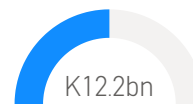
Range of Trade Prices (ZMW)*

Tenor	Min	Max
3 Yr	56.29	99.00
10 Yr	65.35	96.76
5 Yr	70.56	86.45
15 Yr	8.89	82.74
7 Yr	76.67	76.67

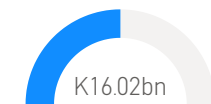
Range of Yields Rates*

Tenor	Min	Max
7 Yr	23.59	23.59
5 Yr	21.75	23.09
3 Yr	11.52	19.90
15 Yr	23.00	25.80
10 Yr	22.88	24.96

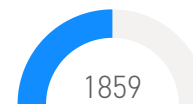
Market Value YTD



Nominal Value YTD

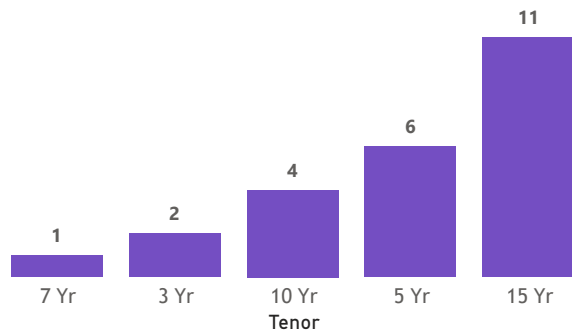


YTD trades



No. of Trades by Tenor

Trades



Primary Market February 16 2024 Auction

Tenor	Cut- Off Yield Rate	Coupon Rates	Range of Successful Yield Rates
2 Years	17.00	17	15.0000-17.0000
3 Years	20.00	20	18.0000-20.0000
5 Years	22.00	22	14.0000-22.0000
7 Years	23.00	23	21.0000-23.0000
10 Years	24.97	25	17.0000-24.9700
15 Years	26.50	26	10.0000-26.5000

*Disclaimer: This content is prepared from information received by the Commission through third-party reports. The range of prices by tenor and range of yields by tenor are based on dealer submissions. The content is indicative and intended for informational purposes only and shall not in any way be deemed to be investment advice, guidance or recommendation of the SEC. Users are responsible for making investment decisions and are advised to obtain independent professional advice before acting on or using this

GRZ Bonds Secondary Market Trade Summary Report

ISIN Code	Coupon Rate	Issue Date	Maturity Date	Trade Date/ Valuation Date	Years To Maturity	Nominal Value	Market Value	Min Trade Price	Max Trade Price	Min Yield	Max Yield
ZM1000005885	11	21/08/2023	24/07/2028	08/04/2024	4	K838,000.00	K603,154.17	70.56	70.56	21.75	21.75
ZM1000005430	11	19/09/2022	19/09/2027	08/04/2024	3	K10,000,000.00	K7,466,747.68	74.68	74.68	22.15	22.15
ZM1000005182	10	23/03/2022	23/03/2025	04/05/2024	1	K1,010,000.00	K999,859.24	99.00	99.00	11.52	11.52
ZM1000005166	14	21/02/2022	21/02/2037	08/04/2024	13	K1,800,000.00	K1,057,479.34	58.76	58.76	25.50	25.50
ZM1000005075	11	27/12/2021	27/12/2026	04/05/2024	2	K3,207,000.00	K2,547,015.40	79.42	79.42	23.09	23.09
ZM1000005067	10	27/12/2021	27/12/2024	10/05/2022	2	K2,274,000.00	K2,188,859.76	56.29	56.29	19.90	19.90
ZM1000004979	13	20/09/2021	20/09/2031	27/12/2031	7	K50,000,000.00	K33,011,556.16	65.35	65.35	22.89	22.89
ZM1000004748	14	22/03/2021	22/03/2036	27/12/2031	11	K100,000,000.00	K59,243,154.79	58.59	58.59	25.00	25.00
ZM1000004656	11	25/01/2021	25/01/2026	04/05/2024	2	K1,594,000.00	K1,378,085.14	86.45	86.45	21.92	21.92
ZM1000004581	12	30/11/2020	30/11/2027	04/04/2024	3	K1,275,000.00	K977,575.22	76.67	76.67	23.59	23.59
ZM1000004383	14	01/06/2020	01/06/2035	04/05/2024	11	K529,000.00	K349,887.89	66.14	66.14	24.10	24.10
ZM1000004383	14	01/06/2020	01/06/2035	04/08/2024	10	K6,665,400.00	K4,149,171.36	62.17	69.19	23.00	25.80
ZM1000003211	14	24/04/2017	24/04/2032	08/04/2024	8	K314,770.00	K228,728.23	72.65	72.65	23.55	23.55
ZM1000003187	14	27/02/2017	27/02/2032	04/02/2024	8	K292,000.00	K199,945.35	68.47	68.47	23.30	23.30
ZM1000003112	13	05/12/2016	05/12/2026	04/05/2024	2	K4,451,000.00	K3,797,019.17	85.31	85.31	22.88	22.88
ZM1000002254	13	01/09/2014	29/08/2024	04/04/2024	0	K1,823,000.00	K1,763,859.61	96.76	96.76	24.96	24.96
ZM1000001967	14	26/11/2012	23/11/2027	04/02/2024	3	K4,694,000.00	K1,683,798.05	8.89	82.74	23.46	23.46

Disclaimer: This content is prepared from information received by the Commission through third-party reports. The content is indicative and intended for informational purposes only and shall not in any way be deemed to be investment advice, guidance or recommendation of the SEC. Users are responsible for making investment decisions and are advised to obtain independent professional advice before acting on or using this information.