



SECURITIES AND EXCHANGE COMMISSION
Protecting Investors in the Capital Markets

Date

< Friday, 5 April 2024 >

K515.2M

Total Nominal Value

K412.4M

Total Market Value

84

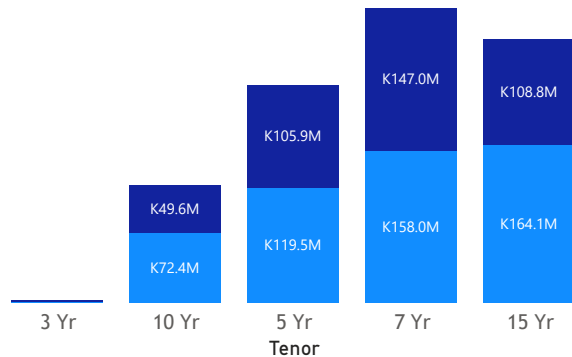
Number of Trades

GRZ Bonds Secondary Market Trade Summary Report

Consideration and Nominal Value

● Nominal Value ● Market Value

Nominal Value and Market Value



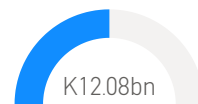
Range of Trade Prices (ZMW)*

Tenor	Min	Max
7 Yr	74.81	103.58
15 Yr	53.72	99.37
10 Yr	62.62	93.43
5 Yr	79.33	90.57
3 Yr	56.29	56.29

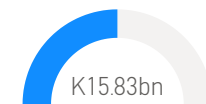
Range of Yields Rates*

Tenor	Min	Max
7 Yr	22.75	23.62
5 Yr	18.50	23.09
3 Yr	19.92	19.92
15 Yr	18.00	27.50
10 Yr	17.08	23.52

Market Value YTD



Nominal Value YTD

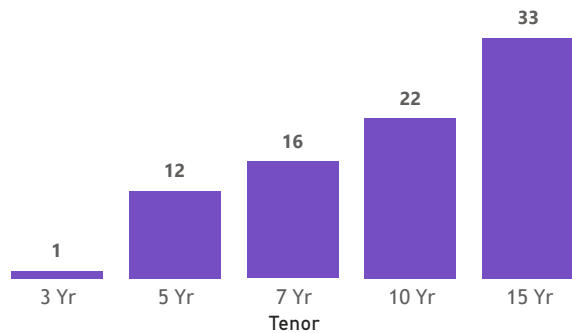


YTD trades



No. of Trades by Tenor

Trades



Primary Market February 16 2024 Auction

Tenor	Cut- Off Yield Rate	Coupon Rates	Range of Successful Yield Rates
2 Years	17.00	17	15.0000-17.0000
3 Years	20.00	20	18.0000-20.0000
5 Years	22.00	22	14.0000-22.0000
7 Years	23.00	23	21.0000-23.0000
10 Years	24.97	25	17.0000-24.9700
15 Years	26.50	26	10.0000-26.5000

*Disclaimer: This content is prepared from information received by the Commission through third-party reports. The range of prices by tenor and range of yields by tenor are based on dealer submissions. The content is indicative and intended for informational purposes only and shall not in any way be deemed to be investment advice, guidance or recommendation of the SEC. Users are responsible for making investment decisions and are advised to obtain independent professional advice before acting on or using this



GRZ Bonds Secondary Market Trade Summary Report

ISIN Code	Coupon Rate	Issue Date	Maturity Date	Trade Date/ Valuation Date	Years To Maturity	Nominal Value	Market Value	Min Trade Price	Max Trade Price	Min Yield	Max Yield
ZM1000006107	23	22/01/2024	22/01/1931	21/03/2024	9	K100,000,000.00	K103,578,908.20	103.58	103.58	23.62	23.62
ZM1000005919	14	21/08/2023	21/08/2038	04/05/2024	14	K1,210,000.00	K649,997.14	53.72	53.72	27.50	27.50
ZM1000005919	14	21/08/2023	21/08/2038	05/04/2024	14	K6,533,590.00	K4,199,876.40	63.01	64.36	23.00	23.50
ZM1000005919	14	21/08/2023	21/08/2038	21/08/2023	14	K9,000,000.00	K5,377,587.41	58.06	58.06	24.73	24.73
ZM1000005901	13	21/08/2023	21/08/2033	04/03/2024	9	K9,355,000.00	K6,259,499.19	66.91	66.91	22.75	22.75
ZM1000005828	14	26/06/2023	26/06/2038	05/04/2024	14	K360,000.00	K216,968.54	60.26	60.26	25.50	25.50
ZM1000005455	13	19/09/2022	19/09/2032	03/01/2024	8	K284,000.00	K199,514.49	70.25	70.25	22.63	22.63
ZM1000005455	13	19/09/2022	19/09/2032	22/02/2024	8	K1,987,000.00	K1,389,355.04	69.92	69.92	22.63	22.63
ZM1000005455	13	19/09/2022	19/09/2032	26/02/2024	8	K2,246,000.00	K1,572,300.61	70.00	70.00	22.63	22.63
ZM1000005455	13	19/09/2022	19/09/2032	27/02/2024	8	K5,210,000.00	K3,649,375.55	70.05	70.05	22.63	22.63
ZM1000005455	13	19/09/2022	19/09/2032	28/03/2024	8	K159,000.00	K99,563.35	62.62	62.62	23.52	23.52
ZM1000005455	13	19/09/2022	19/09/2032	29/02/2024	8	K3,572,000.00	K2,507,914.13	70.21	70.21	22.63	22.63
ZM1000005372	14	25/07/2022	25/07/2037	28/03/2024	13	K290,000.00	K177,528.81	61.22	61.22	24.70	24.70
ZM1000005109	14	27/12/2021	27/12/2036	05/04/2024	12	K2,958,000.00	K1,800,575.56	60.87	60.87	25.50	25.50
ZM1000005091	13	27/12/2021	27/12/2031	28/03/2024	7	K3,877,000.00	K2,599,986.25	67.06	67.06	21.74	21.74
ZM1000005075	11	27/12/2021	27/12/2026	04/03/2024	2	K1,023,000.00	K811,500.11	79.33	79.33	23.09	23.09
ZM1000005075	11	27/12/2021	27/12/2026	05/04/2024	2	K1,141,600.00	K1,000,001.04	87.60	87.60	18.50	18.50
ZM1000005067	10	27/12/2021	27/12/2024	10/05/2022	2	K1,189,000.00	K1,143,146.59	56.29	56.29	19.92	19.92
ZM1000004847	12	28/06/2021	28/06/2028	04/02/2024	4	K28,500,000.00	K21,321,745.23	74.81	74.81	22.75	22.75
ZM1000004847	12	28/06/2021	28/06/2028	04/03/2024	4	K29,500,000.00	K22,069,876.63	74.81	74.81	22.75	22.75
ZM1000004672	13	25/01/2021	25/01/2031	28/03/2024	7	K42,930,000.00	K28,724,778.21	66.91	66.91	22.75	22.75
ZM1000004656	11	25/01/2021	25/01/2026	04/03/2024	2	K64,988,000.00	K56,682,502.46	87.22	87.22	21.25	21.25

Disclaimer: This content is prepared from information received by the Commission through third-party reports. The content is indicative and intended for informational purposes only and shall not in any way be deemed to be investment advice, guidance or recommendation of the SEC. Users are responsible for making investment decisions and are advised to obtain independent professional advice before acting on or using this information.