



**SECURITIES AND EXCHANGE COMMISSION**  
Protecting Investors in the Capital Markets

Date

< Tuesday, 2 April 2024 >

**K251.7M**

Total Nominal Value

**K238.2M**

Total Market Value

**21**

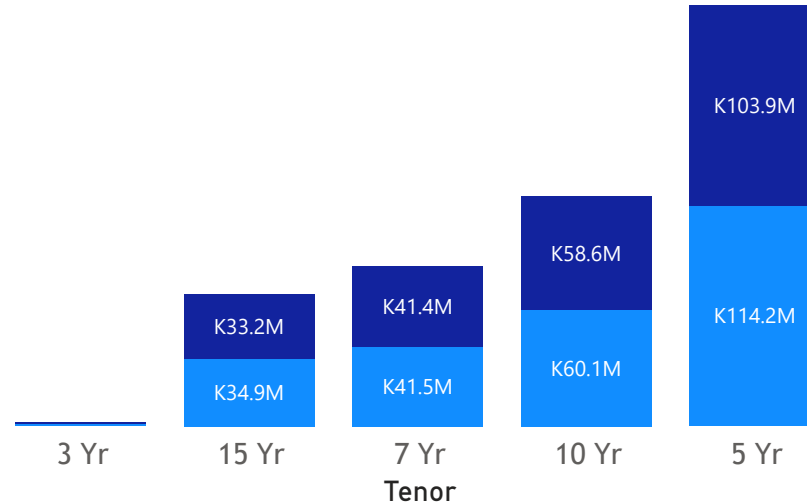
Number of Trades

# GRZ Bonds Secondary Market Trade Summary Report

## Consideration and Nominal Value

● Nominal Value ● Market Value

Nominal Value and Market Value



## Range of Trade Prices (ZMW)\*

Tenor	Min	Max
10 Yr	63.68	100.54
15 Yr	62.73	100.36
7 Yr	82.43	100.34
5 Yr	79.28	100.29
3 Yr	98.55	98.55

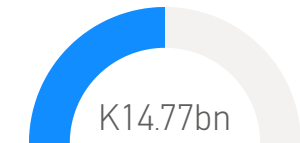
## Range of Yields Rates\*

Tenor	Min	Max
7 Yr	22.51	22.90
5 Yr	16.66	23.09
3 Yr	11.75	11.75
15 Yr	22.56	26.40
10 Yr	21.68	24.87

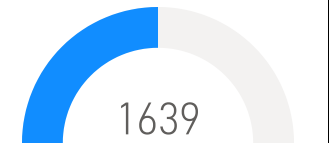
## Market Value YTD



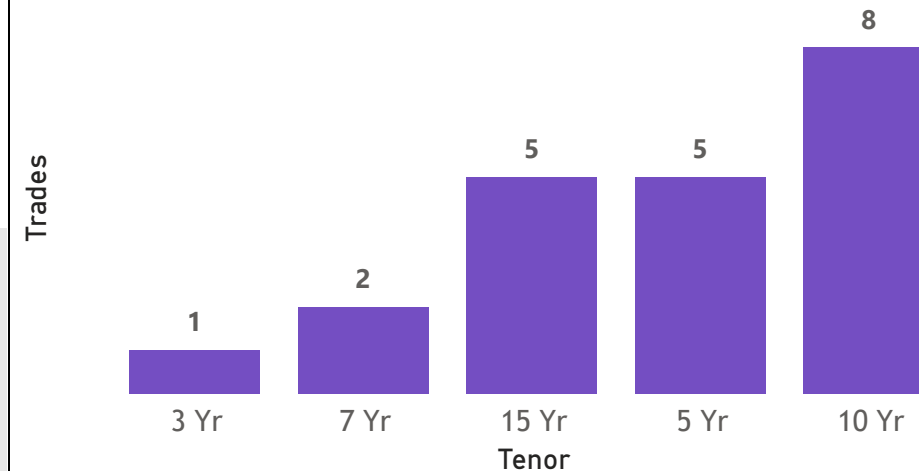
## Nominal Value YTD



## YTD trades



## No. of Trades by Tenor



## Primary Market February 16 2024 Auction

Tenor	Cut- Off Yield Rate	Coupon Rates	Range of Successful Yield Rates
2 Years	17.00	17	15.0000-17.0000
3 Years	20.00	20	18.0000-20.0000
5 Years	22.00	22	14.0000-22.0000
7 Years	23.00	23	21.0000-23.0000
10 Years	24.97	25	17.0000-24.9700
15 Years	26.50	26	10.0000-26.5000

\*Disclaimer: This content is prepared from information received by the Commission through third-party reports. The range of prices by tenor and range of yields by tenor are based on dealer submissions. The content is indicative and intended for informational purposes only and shall not in any way be deemed to be investment advice, guidance or recommendation of the SEC. Users are responsible for making investment decisions and are advised to obtain independent professional advice before acting on or using this

# GRZ Bonds Secondary Market Trade Summary Report

ISIN Code	Coupon Rate	Issue Date	Maturity Date	Trade Date/ Valuation Date	Years To Maturity	Nominal Value	Market Value	Min Trade Price	Max Trade Price	Min Yield	Max Yield
ZM1000006214	22	02/04/2024	02/04/2029	03/04/2024	5	K10,000,000.00	K10,035,037.40	100.29	100.29	21.90	21.90
ZM1000006222	23	02/04/2024	02/04/2031	03/04/2024	7	K40,000,000.00	K40,159,405.48	100.34	100.34	22.90	22.90
ZM1000006230	24.97	02/04/2024	02/04/2034	03/04/2024	10	K54,000,000.00	K54,236,755.92	100.36	100.54	24.82	24.87
ZM1000006248	26.5	02/04/2024	02/04/2039	03/04/2024	15	K30,000,000.00	K30,130,260.82	100.36	100.36	26.40	26.40
ZM1000005901	13	21/08/2023	21/08/2033	26/03/2024	9	K978,000.00	K649,929.62	63.68	66.99	21.74	22.95
ZM1000005901	13	21/08/2023	21/08/2033	28/03/2024	9	K1,197,000.00	K799,558.80	66.80	66.80	21.74	21.74
ZM1000005919	14	21/08/2023	21/08/2038	25/03/2024	14	K1,894,000.00	K1,199,690.32	63.34	63.34	23.20	23.20
ZM1000005919	14	21/08/2023	21/08/2038	26/03/2024	4	K2,713,000.00	K1,704,422.40	62.73	63.53	23.20	23.50
ZM1000005182	10	23/03/2022	23/03/2025	28/03/2024	1	K1,014,000.00	K999,265.43	98.55	98.55	11.75	11.75
ZM1000004656	11	25/01/2021	25/01/2026	25/01/2021	1	K100,000,000.00	K90,164,476.50	88.12	88.12	19.00	19.00
ZM1000004656	11	25/01/2021	25/01/2026	26/03/2024	2	K618,000.00	K533,376.12	86.31	86.31	21.92	21.92
ZM1000004680	14	25/01/2021	25/01/2036	26/03/2024	12	K303,000.00	K204,850.78	67.61	67.61	22.56	22.56
ZM1000005810	13	26/06/2023	26/06/2033	26/03/2024	10	K2,248,000.00	K1,549,842.14	68.72	69.35	21.68	21.90
ZM1000004136	12	26/08/2019	26/08/2026	26/03/2024	2	K1,489,000.00	K1,227,328.52	82.43	82.43	22.51	22.51
ZM1000005075	11	27/12/2021	27/12/2026	26/03/2024	2	K1,519,000.00	K1,204,232.63	79.28	79.28	23.09	23.09
ZM1000005075	11	27/12/2021	27/12/2026	28/03/2024	2	K2,027,000.00	K1,999,968.01	98.67	98.67	16.66	16.66
ZM1000002999	13	29/08/2016	29/08/2026	26/03/2024	3	K1,668,000.00	K1,405,791.11	84.28	84.28	22.43	22.43

Disclaimer: This content is prepared from information received by the Commission through third-party reports. The content is indicative and intended for informational purposes only and shall not in any way be deemed to be investment advice, guidance or recommendation of the SEC. Users are responsible for making investment decisions and are advised to obtain independent professional advice before acting on or using this information.