



SECURITIES AND EXCHANGE COMMISSION
Protecting Investors in the Capital Markets

Date

< Friday, 1 March 2024 >

K121.8M

Total Nominal Value

K102.6M

Total Market Value

29

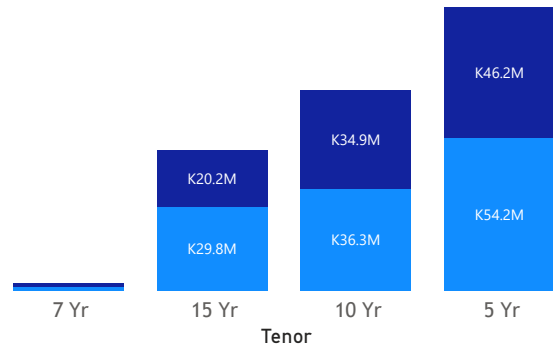
Number of Trades

GRZ Bonds Secondary Market Trade Summary Report

Consideration and Nominal Value

● Nominal Value ● Market Value

Nominal Value and Market Value



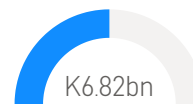
Range of Trade Prices (ZMW)*

Tenor	Min	Max
10 Yr	65.29	105.41
7 Yr	73.26	96.08
5 Yr	76.49	88.06
15 Yr	60.80	67.76

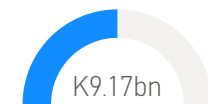
Range of Yields Rates*

Tenor	Min	Max
7 Yr	16.38	20.85
5 Yr	17.41	23.84
15 Yr	23.00	24.00
10 Yr	18.92	35.88

Market Value YTD



Nominal Value YTD

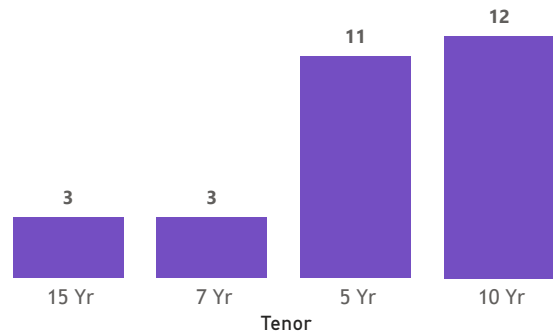


YTD trades



No. of Trades by Tenor

Trades



Primary Market February 16 2024 Auction

Tenor	Cut- Off Yield Rate	Coupon Rates	Range of Successful Yield Rates
2 Years	17.00	17	15.0000-17.0000
3 Years	20.00	20	18.0000-20.0000
5 Years	22.00	22	14.0000-22.0000
7 Years	23.00	23	21.0000-23.0000
10 Years	24.97	25	17.0000-24.9700
15 Years	26.50	26	10.0000-26.5000

*Disclaimer: This content is prepared from information received by the Commission through third-party reports. The range of prices by tenor and range of yields by tenor are based on dealer submissions. The content is indicative and intended for informational purposes only and shall not in any way be deemed to be investment advice, guidance or recommendation of the SEC. Users are responsible for making investment decisions and are advised to obtain independent professional advice before acting on or using this

GRZ Bonds Secondary Market Trade Summary Report

ISIN Code	Coupon Rate	Issue Date	Maturity Date	Trade Date/ Valuation Date	Years To Maturity	Nominal Value	Market Value	Min Trade Price	Max Trade Price	Min Yield	Max Yield
ZM1000004383	14	01/06/2020	01/06/2035	01/03/2024	10	K29,517,000.00	K19,999,827.63	67.76	67.76	23.00	23.00
ZM1000003344	12	18/12/2017	18/12/2024	26/02/2024	8	K112,000.00	K107,609.60	96.08	96.08	20.85	20.85
ZM1000003351	13	18/12/2017	18/12/2027	26/02/2024	3	K1,723,000.00	K1,498,543.07	86.97	86.97	18.92	18.92
ZM1000003351	13	18/12/2017	18/12/2027	27/02/2024	3	K1,268,000.00	K985,436.56	77.72	77.72	23.18	23.18
ZM1000005455	13	19/09/2022	19/09/2032	27/02/2024	14	K5,210,000.00	K3,649,375.55	70.05	70.05	22.63	22.63
ZM1000005919	14	21/08/2023	21/08/2038	26/02/2024	14	K164,000.00	K99,713.39	60.80	60.80	23.76	23.76
ZM1000006115	24.97	22/01/2024	22/01/1934	01/03/2024	10	K25,500,000.00	K26,876,114.48	105.41	105.41	24.20	24.20
ZM1000005216	13	23/03/2022	23/03/2032	26/02/2024	8	K169,000.00	K119,515.47	70.72	70.72	22.54	22.54
ZM1000002197	13	27/05/2014	24/05/2024	27/02/2024	1	K105,000.00	K103,278.33	98.36	98.36	35.88	35.88
ZM1000004656	11	25/01/2021	25/01/2026	27/02/2024	2	K50,582,700.00	K43,424,482.26	84.25	86.04	21.00	22.30
ZM1000005810	13	26/06/2023	26/06/2033	27/02/2024	10	K1,531,000.00	K999,583.55	65.29	65.29	22.70	22.70
ZM1000004136	12	26/08/2019	26/08/2026	09/04/2024	2	K1,093,000.00	K999,242.79	91.42	91.42	16.38	16.38
ZM1000006065	14	26/12/2023	26/12/2038	01/03/2024	14	K160,000.00	K99,546.08	62.22	62.22	24.00	24.00
ZM1000005075	11	27/12/2021	27/12/2026	27/02/2024	2	K2,168,000.00	K1,682,832.40	76.60	88.06	17.41	23.80
ZM1000005075	11	27/12/2021	27/12/2026	29/02/2024	2	K1,470,000.00	K1,124,379.00	76.49	76.49	23.84	23.84
ZM1000002999	13	29/08/2016	29/08/2026	27/02/2024	3	K825,000.00	K673,860.97	81.68	81.68	23.08	23.08
ZM1000005968	12	30/11/2023	30/11/2030	29/02/2024	6	K161,000.00	K117,952.72	73.26	73.26	20.68	20.68

Disclaimer: This content is prepared from information received by the Commission through third-party reports. The content is indicative and intended for informational purposes only and shall not in any way be deemed to be investment advice, guidance or recommendation of the SEC. Users are responsible for making investment decisions and are advised to obtain independent professional advice before acting on or using this information.