



SECURITIES AND EXCHANGE COMMISSION
Protecting Investors in the Capital Markets

Date

< Friday, 9 February 2024

K420.8M

Total Nominal Value

K367.8M

Total Market Value

46

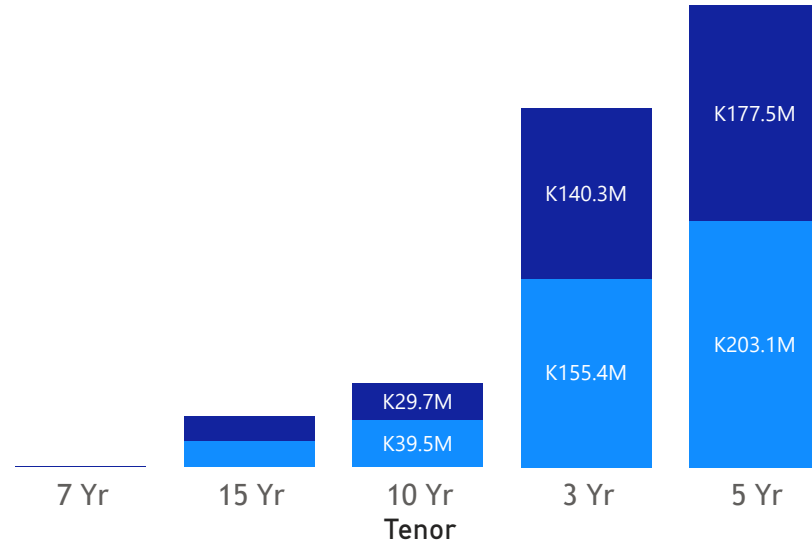
Number of Trades

GRZ Bonds Secondary Market Trade Summary Report

Consideration and Nominal Value

● Nominal Value ● Market Value

Nominal Value and Market Value



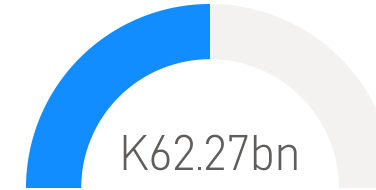
Range of Trade Prices (ZMW)*

Tenor	Min	Max
7 Yr	81.93	85.49
5 Yr	67.92	96.59
3 Yr	81.85	98.44
15 Yr	55.66	106.05
10 Yr	58.64	88.19

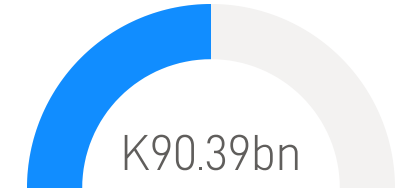
Range of Yields Rates*

Tenor	Min	Max
7 Yr	18.26	18.59
5 Yr	15.57	25.55
3 Yr	16.50	19.70
15 Yr	18.33	27.46
10 Yr	19.24	24.50

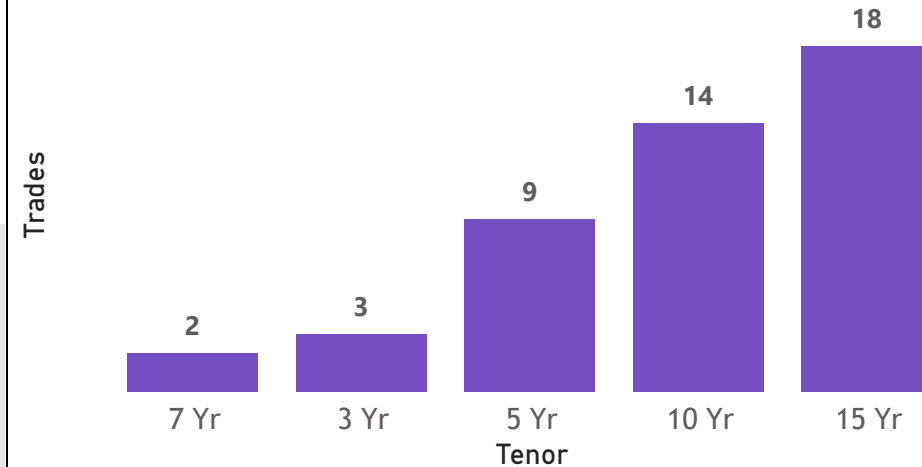
Market Value YTD



Nominal Value YTD



No. of Trades by Tenor



Primary Market January 22 2024 Auction

Tenor	Cut- Off Yield Rate	Coupon Rates	Range of Successful Yield Rates
2 Years	17.00	17	14.0000-17.0000
3 Years	22.00	20	20.0000-20.0000
5 Years	22.50	22	21.5000-22.0000
7 Years	23.00	23	21.5000-23.0000
10 Years	25.50	25	10.0000-24.97000
15 Years	26.70	26	11.0000-26.5000

*Disclaimer: This content is prepared from information received by the Commission through third-party reports. The range of prices by tenor and range of yields by tenor are based on dealer submissions. The content is indicative and intended for informational purposes only and shall not in any way be deemed to be investment advice, guidance or recommendation of the SEC. Users are responsible for making investment decisions and are advised to obtain independent professional advice before acting on or using this



GRZ Bonds Secondary Market Trade Summary Report

ISIN Code	Coupon Rate	Issue Date	Maturity Date	Trade Date/ Valuation Date	Years To Maturity	Nominal Value	Market Value	Min Trade Price	Max Trade Price	Min Yield	Max Yield
ZM1000004383	14	01/06/2020	01/06/2035	09/02/2024	11	K173,478.00	K102,927.84	59.30	59.30	26.00	26.00
ZM1000005695	13	04/03/2023	03/04/2033	03/04/2023	9	K10,000,000.00	K6,323,422.05	58.64	58.64	24.50	24.50
ZM1000004094	11	17/06/2019	17/06/2024	02/01/2024	0	K187,000.00	K180,623.64	96.59	96.59	25.55	25.55
ZM1000003997	13	17/12/2018	17/12/2028	06/02/2024	4	K181,000.00	K149,713.40	82.71	82.71	19.24	19.24
ZM1000003351	13	18/12/2017	18/12/2027	18/12/2017	3	K25,000,000.00	K20,284,467.81	79.25	79.25	21.10	21.10
ZM1000005455	13	19/09/2022	19/09/2032	02/01/2024	8	K111,000.00	K79,586.22	71.70	71.70	21.67	21.67
ZM1000005455	13	19/09/2022	19/09/2032	06/02/2024	14	K417,000.00	K299,492.12	71.82	71.82	21.67	21.67
ZM1000004979	13	20/09/2021	20/09/1931	02/01/2024	7	K162,000.00	K107,721.23	66.49	66.49	24.29	24.29
ZM1000004946	10	20/09/2021	20/09/2024	02/05/2024	0	K448,000.00	K440,989.76	98.44	98.44	19.70	19.70
ZM1000005901	13	21/08/2023	21/08/2033	02/08/2024	9	K571,000.00	K399,976.43	70.05	70.05	22.25	22.25
ZM1000005919	14	21/08/2023	21/08/2038	02/01/2024	14	K2,360,000.00	K1,599,581.84	67.78	67.78	23.44	23.44
ZM1000005919	14	21/08/2023	21/08/2038	06/02/2024	14	K2,911,000.00	K1,989,093.88	68.33	68.33	23.28	23.28
ZM1000005919	14	21/08/2023	21/08/2038	09/02/2024	14	K730,500.00	K460,002.64	62.92	62.92	25.50	25.50
ZM1000006123	26.5	22/01/2024	22/01/2039	09/02/2024	15	K12,600,000.00	K13,361,512.41	106.05	106.05	25.25	25.25
ZM1000001967	14	26/11/2012	23/11/2027	02/01/2024	4	K87,000.00	K79,444.67	91.32	91.32	18.33	18.33
ZM1000005851	14	24/07/2023	24/07/2038	02/06/2024	14	K129,000.00	K79,792.08	61.85	61.85	23.43	23.43
ZM1000004656	11	25/01/2021	25/01/2026	09/02/2024	2	K100,000,000.00	K87,324,339.73	87.34	87.34	19.50	19.50
ZM1000004656	11	25/01/2021	25/01/2026	14/02/2024	1	K100,000,000.00	K87,324,339.73	86.72	86.72	19.50	19.50
ZM1000004680	14	25/01/2021	25/01/2036	02/06/2024	8	K621,000.00	K399,827.58	64.38	64.38	22.93	22.93
ZM1000004680	14	25/01/2021	25/01/2036	02/08/2024	8	K462,000.00	K299,357.00	64.80	64.80	22.81	22.81
ZM1000004680	14	25/01/2021	25/01/2036	06/02/2024	12	K1,541,000.00	K999,095.68	64.83	64.83	22.81	22.81
ZM1000005794	11	26/06/2023	26/06/2028	13/02/2024	4	K79,000.00	K54,820.71	67.92	67.92	23.00	23.00
ZM1000005810	13	26/06/2023	26/06/2033	02/06/2024	9	K730,000.00	K479,426.70	65.67	65.67	22.22	22.22

Disclaimer: This content is prepared from information received by the Commission through third-party reports. The content is indicative and intended for informational purposes only and shall not in any way be deemed to be investment advice, guidance or recommendation of the SEC. Users are responsible for making investment decisions and are advised to obtain independent professional advice before acting on or using this information.