



SECURITIES AND EXCHANGE COMMISSION
Protecting Investors in the Capital Markets

Date

Thursday, 8 February 2024

K469.7M

Total Nominal Value

K388.0M

Total Market Value

35

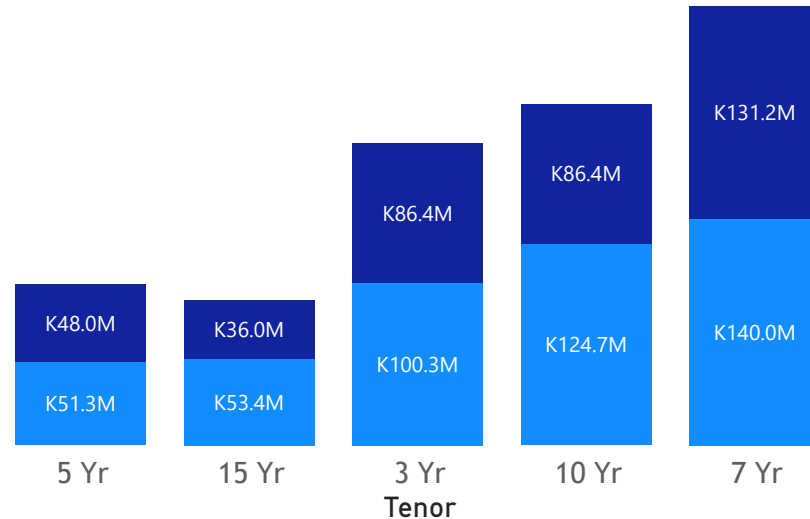
Number of Trades

GRZ Bonds Secondary Market Trade Summary Report

Consideration and Nominal Value

● Nominal Value ● Market Value

Nominal Value and Market Value



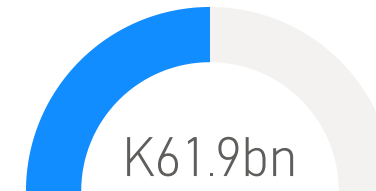
Range of Trade Prices (ZMW)*

Tenor	Min	Max
7 Yr	84.58	94.57
5 Yr	77.95	101.90
3 Yr	79.34	95.14
15 Yr	52.52	96.87
10 Yr	59.97	88.19

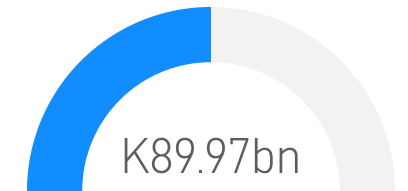
Range of Yields Rates*

Tenor	Min	Max
7 Yr	16.50	20.15
5 Yr	10.00	22.50
3 Yr	16.15	22.00
15 Yr	19.70	31.00
10 Yr	20.00	25.00

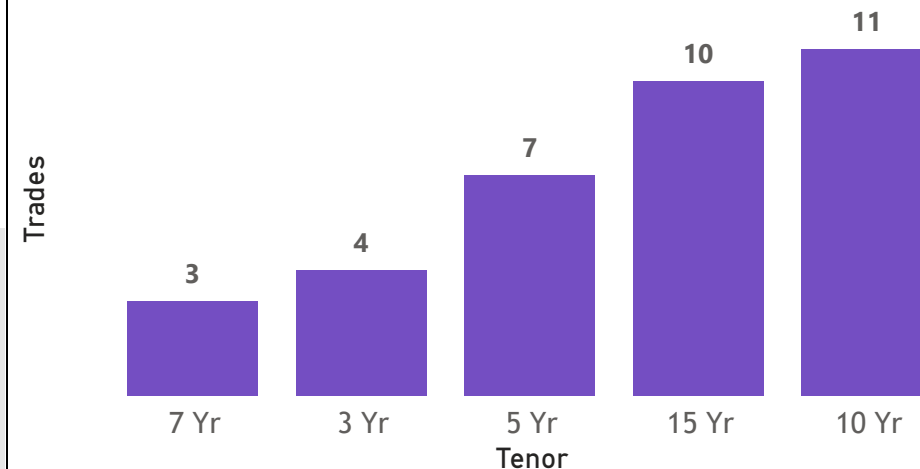
Market Value YTD



Nominal Value YTD



No. of Trades by Tenor



Primary Market January 22 2024 Auction

Tenor	Cut- Off Yield Rate	Coupon Rates	Range of Successful Yield Rates
2 Years	17.00	17	14.0000-17.0000
3 Years	22.00	20	20.0000-20.0000
5 Years	22.50	22	21.5000-22.0000
7 Years	23.00	23	21.5000-23.0000
10 Years	25.50	25	10.0000-24.97000
15 Years	26.70	26	11.0000-26.5000

*Disclaimer: This content is prepared from information received by the Commission through third-party reports. The range of prices by tenor and range of yields by tenor are based on dealer submissions. The content is indicative and intended for informational purposes only and shall not in any way be deemed to be investment advice, guidance or recommendation of the SEC. Users are responsible for making investment decisions and are advised to obtain independent professional advice before acting on or using this



GRZ Bonds Secondary Market Trade Summary Report

ISIN Code	Coupon Rate	Issue Date	Maturity Date	Trade Date/ Valuation Date	Years To Maturity	Nominal Value	Market Value	Min Trade Price	Max Trade Price	Min Yield	Max Yield
ZM1000005703	14	04/03/2023	04/03/2026	02/08/2024	14	K1,280,000.00	K693,762.42	54.20	54.20	29.00	29.00
ZM1000003898	12	04/07/2018	04/07/2025	13/02/2024	1	K90,000,000.00	K86,295,841.64	94.57	94.57	16.50	16.50
ZM1000003120	14	05/12/2016	05/12/2031	05/12/2016	7	K50,000,000.00	K33,963,725.34	65.43	65.43	23.95	23.95
ZM1000001751	14	20/02/2012	16/02/2027	08/02/2024	3	K357,638.00	K346,635.18	96.87	96.87	19.70	19.70
ZM1000004094	11	17/06/2019	17/06/2024	08/02/2024	0	K261,712.00	K266,719.08	101.90	101.90	10.00	10.00
ZM1000003351	13	18/12/2017	18/12/2027	24/01/2024	3	K28,190,000.00	K23,382,991.77	82.95	82.95	20.00	20.00
ZM1000005455	13	19/09/2022	19/09/2032	08/02/2024	8	K630,380.00	K400,001.96	63.48	63.48	25.00	25.00
ZM1000005463	14	19/09/2022	19/09/2037		13	K100,000.00	K52,521.42	52.52	52.52	30.00	30.00
ZM1000005901	13	21/08/2023	21/08/2033	05/02/2024	9	K571,000.00	K399,976.43	70.05	70.05	22.25	22.25
ZM1000004672	13	25/01/2021	25/01/2031	02/01/2024	7	K6,900,000.00	K4,586,361.95	66.47	66.47	23.01	23.01
ZM1000004672	13	25/01/2021	25/01/2031	22/01/2021	6	K80,000,000.00	K52,386,384.11	64.43	65.91	23.05	23.65
ZM1000004680	14	25/01/2021	25/01/2036	05/02/2024	12	K462,000.00	K299,357.00	64.80	64.80	22.81	22.81
ZM1000005372	14	25/07/2022	25/07/2037		13	K100,000.00	K53,209.17	53.21	53.21	31.00	31.00
ZM1000005786	10	26/06/2023	26/06/2026	29/01/2024	2	K255,000.00	K202,322.87	79.34	79.34	22.00	22.00
ZM1000005810	13	26/06/2023	26/06/2033	05/02/2024	10	K1,520,000.00	K999,412.51	65.75	65.75	22.22	22.22
ZM1000005810	13	26/06/2023	26/06/2033	08/02/2024	9	K6,671,256.00	K4,000,001.04	59.97	59.97	24.50	24.50
ZM1000004136	12	26/08/2019	26/08/2026	09/04/2024	2	K25,000,000.00	K22,434,264.38	89.74	89.74	20.15	20.15
ZM1000004136	12	26/08/2019	26/08/2026	11/08/2020	2	K25,000,000.00	K22,510,633.56	84.59	84.58	20.00	20.00
ZM1000004433	11	27/07/2020	27/07/2025	13/02/2024	1	K50,000,000.00	K46,819,914.38	93.13	93.13	16.50	16.50
ZM1000005992	10	27/11/2023	27/11/2026	02/05/2024	2	K45,000,000.00	K36,689,673.70	81.53	81.53	19.35	19.35
ZM1000005992	10	27/11/2023	27/11/2026	25/01/2024	2	K25,000,000.00	K20,540,660.27	82.16	82.16	19.15	19.15
ZM1000005067	10	27/12/2021	27/12/2024	13/02/2024	0	K30,000,000.00	K28,937,210.55	95.14	95.14	16.15	16.15
ZM1000005075	11	27/12/2021	27/12/2026	08/02/2024	2	K64,262.00	K49,999.66	77.95	77.95	22.50	22.50

Disclaimer: This content is prepared from information received by the Commission through third-party reports. The content is indicative and intended for informational purposes only and shall not in any way be deemed to be investment advice, guidance or recommendation of the SEC. Users are responsible for making investment decisions and are advised to obtain independent professional advice before acting on or using this information.