



SECURITIES AND EXCHANGE COMMISSION
Protecting Investors in the Capital Markets

Date

Wednesday, 7 February
2024

K362.6M

Total Nominal Value

K246.8M

Total Market Value

28

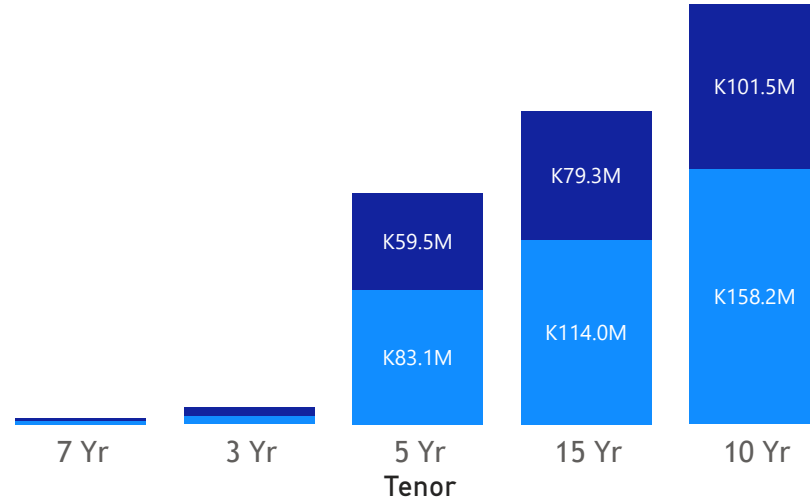
Number of Trades

GRZ Bonds Secondary Market Trade Summary Report

Consideration and Nominal Value

● Nominal Value ● Market Value

Nominal Value and Market Value



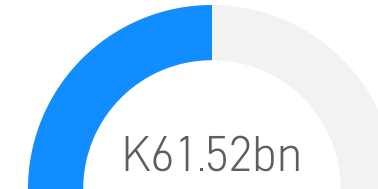
Range of Trade Prices (ZMW)*

Tenor	Min	Max
7 Yr	81.55	86.17
5 Yr	69.96	96.59
3 Yr	56.29	92.54
15 Yr	58.59	94.76
10 Yr	63.30	87.40

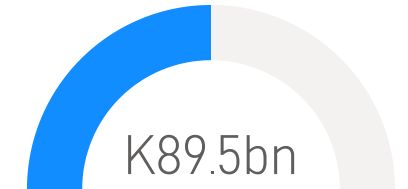
Range of Yields Rates*

Tenor	Min	Max
7 Yr	18.55	20.00
5 Yr	17.04	25.55
3 Yr	20.91	21.74
15 Yr	20.75	25.50
10 Yr	18.35	25.00

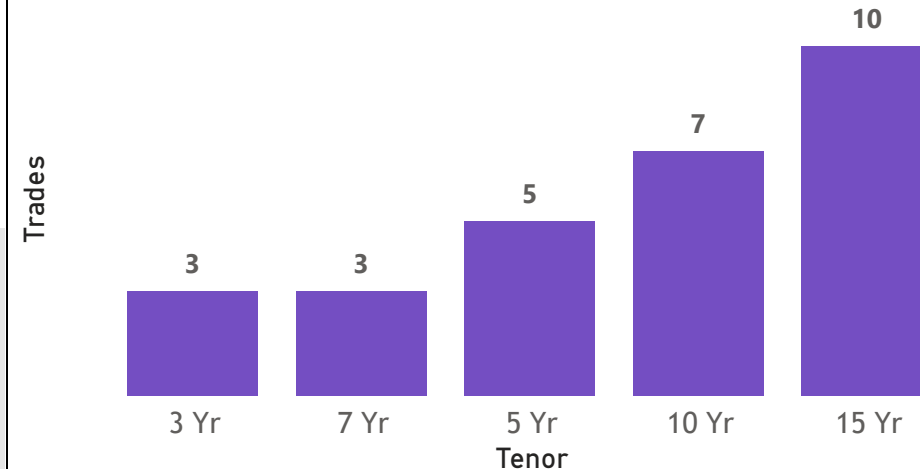
Market Value YTD



Nominal Value YTD



No. of Trades by Tenor



Primary Market January 22 2024 Auction

Tenor	Cut- Off Yield Rate	Coupon Rates	Range of Successful Yield Rates
2 Years	17.00	17	14.0000-17.0000
3 Years	22.00	20	20.0000-20.0000
5 Years	22.50	22	21.5000-22.0000
7 Years	23.00	23	21.5000-23.0000
10 Years	25.50	25	10.0000-24.97000
15 Years	26.70	26	11.0000-26.5000

*Disclaimer: This content is prepared from information received by the Commission through third-party reports. The range of prices by tenor and range of yields by tenor are based on dealer submissions. The content is indicative and intended for informational purposes only and shall not in any way be deemed to be investment advice, guidance or recommendation of the SEC. Users are responsible for making investment decisions and are advised to obtain independent professional advice before acting on or using this

GRZ Bonds Secondary Market Trade Summary Report

ISIN Code	Coupon Rate	Issue Date	Maturity Date	Trade Date/ Valuation Date	Years To Maturity	Nominal Value	Market Value	Min Trade Price	Max Trade Price	Min Yield	Max Yield
ZM1000004383	14	01/06/2020	01/06/2035	27/07/2020	10	K25,000,000.00	K15,391,679.79	58.96	58.96	24.59	24.59
ZM1000001751	14	20/02/2012	16/02/2027	07/02/2024	3	K30,000,000.00	K28,488,438.08	94.76	94.76	20.75	20.75
ZM1000004094	11	17/06/2019	17/06/2024	02/01/2024	0	K187,000.00	K180,623.64	96.59	96.59	25.55	25.55
ZM1000003351	13	18/12/2017	18/12/2027	02/02/2024	3	K1,094,000.00	K844,874.82	76.43	87.40	18.35	23.29
ZM1000004979	13	20/09/2021	20/09/2031	02/01/2024	7	K162,000.00	K107,721.23	66.49	66.49	24.29	24.29
ZM1000005901	13	21/08/2023	21/08/2033	07/02/2024	9	K100,000,000.00	K63,299,176.71	63.30	63.30	25.00	25.00
ZM1000005919	14	21/08/2023	21/08/2038	02/02/2024	4	K2,344,000.00	K1,599,729.55	68.25	68.25	23.28	23.28
ZM1000005919	14	21/08/2023	21/08/2038	07/02/2024	14	K3,182,350.00	K2,000,007.06	62.80	62.80	25.50	25.50
ZM1000004730	12	22/03/2021	22/03/2028	02/02/2024	4	K348,000.00	K299,866.33	86.17	86.17	18.55	18.55
ZM1000005182	10	23/03/2022	23/03/2025	02/02/2024	1	K2,347,000.00	K2,171,923.77	92.54	92.54	21.73	21.73
ZM1000005182	10	23/03/2022	23/03/2025	02/06/2024	1	K2,434,000.00	K2,250,946.83	92.48	92.48	21.74	21.74
ZM1000004672	13	25/01/2021	25/01/2031	22/01/2021	6	K6,900,000.00	K4,586,361.95	66.01	66.01	23.01	23.01
ZM1000004680	14	25/01/2021	25/01/2036	02/02/2024	12	K3,096,000.00	K1,999,698.59	64.42	64.76	22.81	22.93
ZM1000004680	14	25/01/2021	25/01/2036	22/01/2021	11	K50,000,000.00	K29,526,836.98	58.59	58.59	25.00	25.00
ZM1000005794	11	26/06/2023	26/06/2028	23/03/2023	4	K80,000,000.00	K57,006,952.32	69.96	69.96	22.00	22.00
ZM1000006065	14	26/12/2023	26/12/2038	02/07/2024	14	K407,000.00	K249,784.45	61.37	61.37	24.00	24.00
ZM1000005067	10	27/12/2021	27/12/2024	10/05/2022	2	K582,000.00	K538,999.44	56.29	56.29	20.91	20.91
ZM1000005075	11	27/12/2021	27/12/2026	02/02/2024	2	K341,000.00	K299,684.28	87.88	87.88	17.04	17.04
ZM1000005075	11	27/12/2021	27/12/2026	02/06/2024	2	K2,574,000.00	K1,978,129.72	76.85	76.85	22.98	22.98
ZM1000004854	13	28/06/2021	28/06/2031	28/06/2021	7	K50,000,000.00	K32,680,937.96	63.90	63.90	23.50	23.50
ZM1000004581	12	30/11/2020	30/11/2027	07/02/2024	3	K1,594,424.00	K1,300,003.80	81.55	81.55	20.00	20.00

Disclaimer: This content is prepared from information received by the Commission through third-party reports. The content is indicative and intended for informational purposes only and shall not in any way be deemed to be investment advice, guidance or recommendation of the SEC. Users are responsible for making investment decisions and are advised to obtain independent professional advice before acting on or using this information.