



SECURITIES AND EXCHANGE COMMISSION
Protecting Investors in the Capital Markets

Date

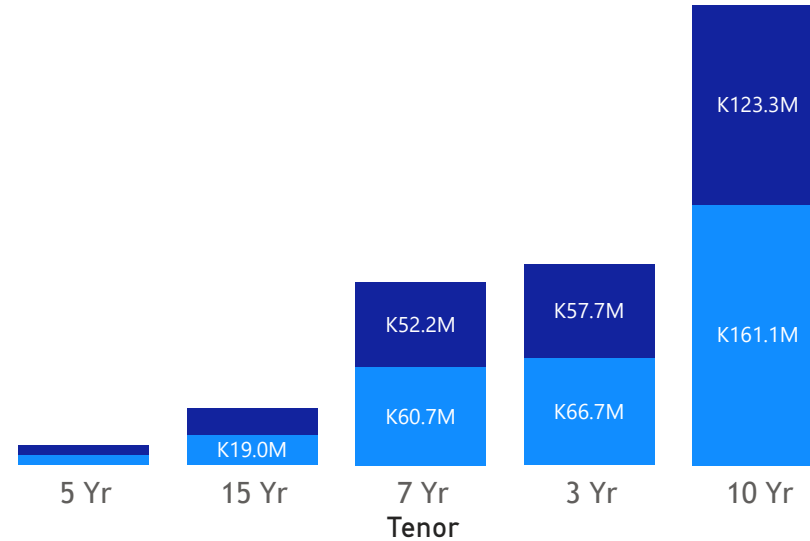
Tuesday, 6 February 2024

GRZ Bonds Secondary Market Trade Summary Report

Consideration and Nominal Value

● Nominal Value ● Market Value

Nominal Value and Market Value



Range of Trade Prices (ZMW)*

Tenor	Min	Max
7 Yr	76.07	98.86
5 Yr	76.85	96.59
3 Yr	79.90	96.67
15 Yr	57.74	100.24
10 Yr	65.39	98.17

Range of Yields Rates*

Tenor	Min	Max
7 Yr	15.50	25.30
5 Yr	15.98	25.55
3 Yr	15.50	21.74
15 Yr	17.00	25.50
10 Yr	21.10	28.43

K314.2M

Total Nominal Value

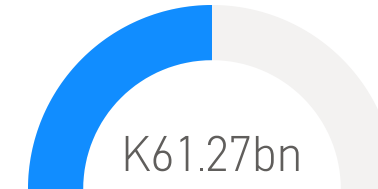
K255.1M

Total Market Value

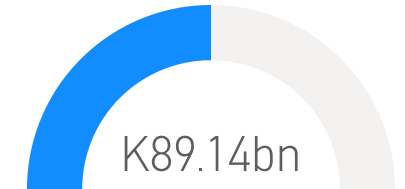
36

Number of Trades

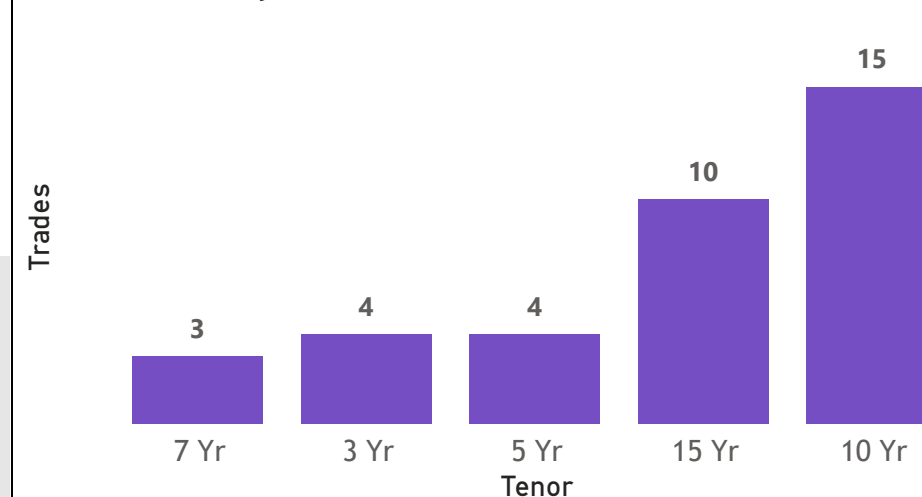
Market Value YTD



Nominal Value YTD



No. of Trades by Tenor



Primary Market January 22 2024 Auction

Tenor	Cut- Off Yield Rate	Coupon Rates	Range of Successful Yield Rates
2 Years	17.00	17	14.0000-17.0000
3 Years	22.00	20	20.0000-20.0000
5 Years	22.50	22	21.5000-22.0000
7 Years	23.00	23	21.5000-23.0000
10 Years	25.50	25	10.0000-24.97000
15 Years	26.70	26	11.0000-26.5000

*Disclaimer: This content is prepared from information received by the Commission through third-party reports. The range of prices by tenor and range of yields by tenor are based on dealer submissions. The content is indicative and intended for informational purposes only and shall not in any way be deemed to be investment advice, guidance or recommendation of the SEC. Users are responsible for making investment decisions and are advised to obtain independent professional advice before acting on or using this

GRZ Bonds Secondary Market Trade Summary Report

ISIN Code	Coupon Rate	Issue Date	Maturity Date	Trade Date/ Valuation Date	Years To Maturity	Nominal Value	Market Value	Min Trade Price	Max Trade Price	Min Yield	Max Yield
ZM1000004094	11	17/06/2019	17/06/2024	01/02/2024	8	K187,000.00	K180,623.64	96.59	96.59	25.55	25.55
ZM1000001140	14	22/11/2010	18/11/2025	01/02/2024	1	K11,268,000.00	K11,295,118.83	100.24	100.24	17.00	17.00
ZM1000003344	12	18/12/2017	18/12/2024	01/02/2024	1	K15,487,200.00	K15,310,759.85	98.86	98.86	15.50	15.50
ZM1000003351	13	18/12/2017	18/12/2027	06/02/2024	3	K50,000,000.00	K40,475,706.51	80.77	81.14	21.10	21.25
ZM1000003351	13	18/12/2017	18/12/2027	08/02/2024	3	K25,000,000.00	K20,191,086.20	78.91	78.91	21.25	21.25
ZM1000005455	13	19/09/2022	19/09/2032	01/02/2024	8	K111,000.00	K79,586.22	71.70	71.70	21.67	21.67
ZM1000004979	13	20/09/2021	20/09/2031	01/02/2024	8	K162,000.00	K107,721.23	66.49	66.49	24.29	24.29
ZM1000005919	14	21/08/2023	21/08/2038	01/02/2024	4	K2,360,000.00	K1,599,581.84	67.78	67.78	23.44	23.44
ZM1000005182	10	23/03/2022	23/03/2025	01/02/2024	1	K2,434,000.00	K2,250,946.83	92.48	92.48	21.74	21.74
ZM1000001967	14	26/11/2012	23/11/2027	01/02/2024		K87,000.00	K79,444.67	91.32	91.32	18.33	18.33
ZM1000002197	13	27/05/2014	24/05/2024	31/01/2024	0	K124,000.00	K121,731.92	98.17	98.17	28.35	28.35
ZM1000005851	14	24/07/2023	24/07/2038	01/02/2024	14	K129,000.00	K79,792.08	61.85	61.85	23.43	23.43
ZM1000004656	11	25/01/2021	25/01/2026	01/02/2024	2	K2,082,000.00	K1,871,596.07	89.89	89.89	17.50	17.50
ZM1000004672	13	25/01/2021	25/01/2031	31/01/2024	7	K50,180,000.00	K33,645,719.71	67.05	67.57	22.75	28.43
ZM1000004680	14	25/01/2021	25/01/2036	01/02/2024	12	K621,000.00	K399,827.58	64.38	64.38	22.93	22.93
ZM1000005810	13	26/06/2023	26/06/2033	01/02/2024	10	K730,000.00	K479,426.70	65.67	65.67	22.22	22.22
ZM1000005810	13	26/06/2023	26/06/2033	02/02/2024	9	K4,801,000.00	K3,139,358.26	65.39	65.39	22.31	22.31
ZM1000004136	12	26/08/2019	26/08/2026	09/02/2024	2	K45,000,000.00	K36,703,280.00	76.07	76.07	25.30	25.30
ZM1000006065	14	26/12/2023	26/12/2038	06/02/2024	14	K4,443,800.00	K2,610,766.30	57.74	58.84	25.02	25.50
ZM1000005992	10	27/11/2023	27/11/2026	26/01/2023	1	K45,000,000.00	K36,830,252.47	79.90	79.90	19.62	19.62
ZM1000005067	10	27/12/2021	27/12/2024	01/02/2024	1	K19,280,000.00	K18,614,989.47	92.61	96.67	15.50	20.91
ZM1000005075	11	27/12/2021	27/12/2026	01/02/2024	2	K2,574,000.00	K1,978,129.72	76.85	76.85	22.98	22.98
ZM1000004839	11	28/06/2021	28/06/2026	01/02/2024	2	K1,856,000.00	K1,699,733.70	91.58	91.58	15.98	15.98

Disclaimer: This content is prepared from information received by the Commission through third-party reports. The content is indicative and intended for informational purposes only and shall not in any way be deemed to be investment advice, guidance or recommendation of the SEC. Users are responsible for making investment decisions and are advised to obtain independent professional advice before acting on or using this information.