



**SECURITIES AND EXCHANGE COMMISSION**  
Protecting Investors in the Capital Markets

Date

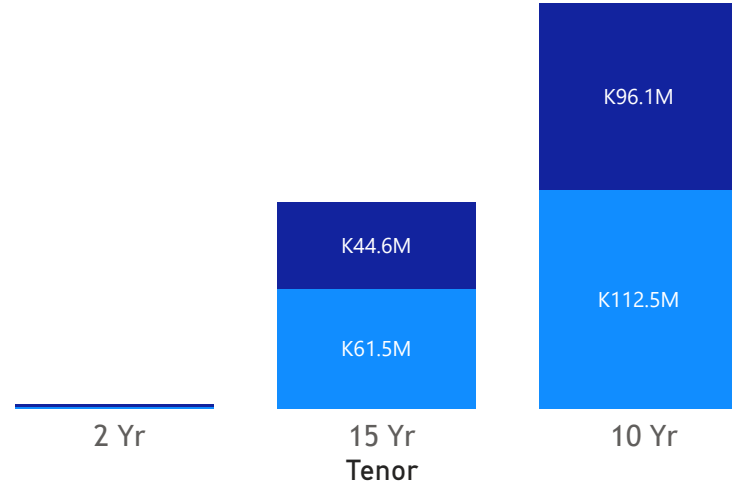
Monday, 5 February 2024

# GRZ Bonds Secondary Market Trade Summary Report

## Consideration and Nominal Value

● Nominal Value ● Market Value

Nominal Value and Market Value



## Range of Trade Prices (ZMW)\*

Tenor	Min	Max
2 Yr	90.43	90.43
15 Yr	55.13	104.15
10 Yr	59.89	101.11

## Range of Yields Rates\*

Tenor	Min	Max
2 Yr	22.00	22.00
15 Yr	24.00	26.00
10 Yr	16.70	28.35

**K175.1M**

Total Nominal Value

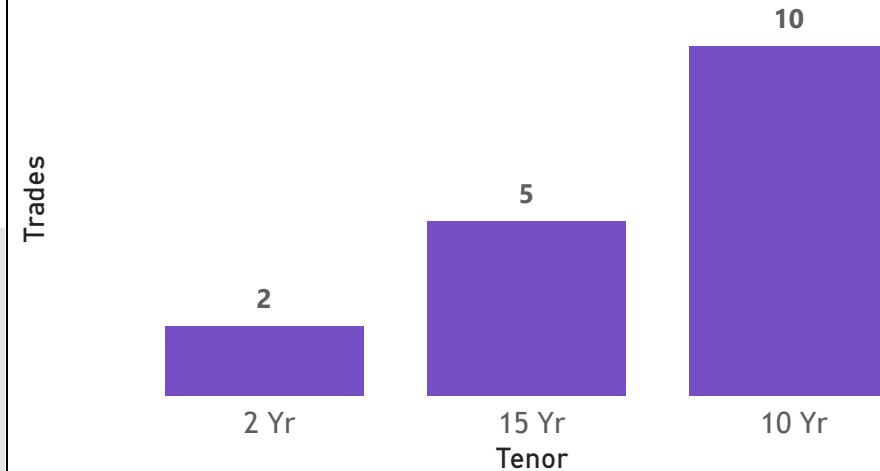
**K141.7M**

Total Market Value

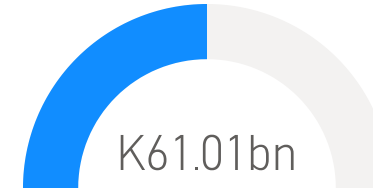
**17**

Number of Trades

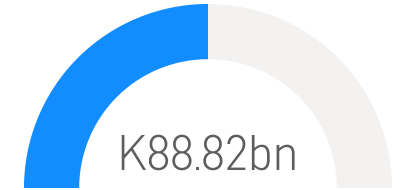
## No. of Trades by Tenor



## Market Value YTD



## Nominal Value YTD



## Primary Market January 22 2024 Auction

Tenor	Cut- Off Yield Rate	Coupon Rates	Range of Successful Yield Rates
2 Years	17.00	17	14.0000-17.0000
3 Years	22.00	20	20.0000-20.0000
5 Years	22.50	22	21.5000-22.0000
7 Years	23.00	23	21.5000-23.0000
10 Years	25.50	25	10.0000-24.97000
15 Years	26.70	26	11.0000-26.5000

\*Disclaimer: This content is prepared from information received by the Commission through third-party reports. The range of prices by tenor and range of yields by tenor are based on dealer submissions. The content is indicative and intended for informational purposes only and shall not in any way be deemed to be investment advice, guidance or recommendation of the SEC. Users are responsible for making investment decisions and are advised to obtain independent professional advice before acting on or using this

# GRZ Bonds Secondary Market Trade Summary Report

ISIN Code	Coupon Rate	Issue Date	Maturity Date	Trade Date/ Valuation Date	Years To Maturity	Nominal Value	Market Value	Min Trade Price	Max Trade Price	Min Yield	Max Yield
ZM1000005653	9	03/04/2023	03/04/2025	05/02/2024	1	K1,160,000.00	K1,049,079.72	90.43	90.43	22.00	22.00
ZM1000005901	13	21/08/2023	21/08/2038	21/08/2023	14	K40,000,000.00	K24,627,894.25	55.13	55.13	26.00	26.00
ZM1000005919	14	21/08/2023	21/08/2038	05/02/2024	14	K4,520,468.00	K3,000,001.72	66.32	66.32	24.00	24.00
ZM1000006115	24.97	22/01/2024	22/01/2034	05/02/2024	10	K60,000,000.00	K60,663,585.20	101.11	101.11	24.95	24.95
ZM1000006123	26.5	22/01/2024	22/01/2039	22/01/2024	14	K15,000,000.00	K15,775,160.75	104.15	104.15	25.40	25.40
ZM1000002197	13	27/05/2014	24/05/2024	31/01/2024	1	K100,000.00	K98,223.89	98.17	98.17	28.35	28.35
ZM1000004672	13	22/03/2021	25/03/2031	22/03/2021	7	K50,000,000.00	K33,524,090.41	66.66	66.66	22.75	22.75
ZM1000005810	13	26/06/2023	26/06/2033	05/02/2024	9	K333,990.00	K200,002.92	59.89	59.89	24.50	24.50
ZM1000005810	13	26/06/2023	26/06/2033	31/01/2024	10	K939,000.00	K598,836.84	65.39	65.39	22.31	22.31
ZM1000006065	14		26/12/2038	02/05/2024	14	K1,941,000.00	K1,179,233.20	60.75	60.75	24.20	24.20
ZM1000005075	11	27/12/2021	27/12/2026	02/01/2024	2	K1,131,000.00	K999,122.37	88.34	88.34	16.70	16.70

Disclaimer: This content is prepared from information received by the Commission through third-party reports. The content is indicative and intended for informational purposes only and shall not in any way be deemed to be investment advice, guidance or recommendation of the SEC. Users are responsible for making investment decisions and are advised to obtain independent professional advice before acting on or using this information.