



SECURITIES AND EXCHANGE COMMISSION
Protecting Investors in the Capital Markets

Date

Thursday, 1 February 2024

K301.2M

Total Nominal Value

K233.5M

Total Market Value

16

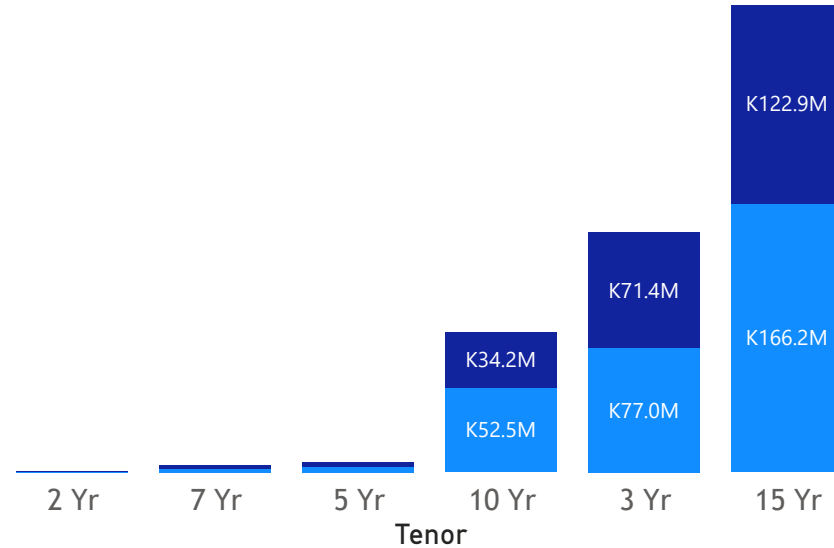
Number of Trades

GRZ Bonds Secondary Market Trade Summary Report

Consideration and Nominal Value

● Nominal Value ● Market Value

Nominal Value and Market Value



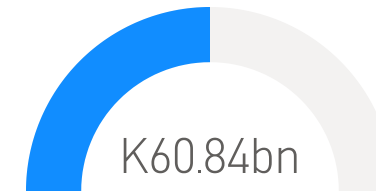
Range of Trade Prices (ZMW)*

Tenor	Min	Max
7 Yr	94.93	94.93
5 Yr	88.34	89.89
3 Yr	92.74	92.74
2 Yr	90.13	90.13
15 Yr	56.59	105.17
10 Yr	58.53	87.51

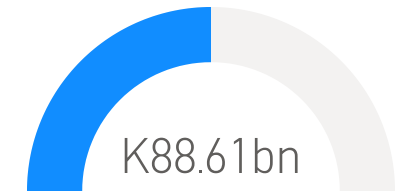
Range of Yields Rates*

Tenor	Min	Max
7 Yr	20.44	20.44
5 Yr	16.70	17.52
3 Yr	16.99	16.99
2 Yr	22.00	22.00
15 Yr	17.02	26.00
10 Yr	18.20	24.35

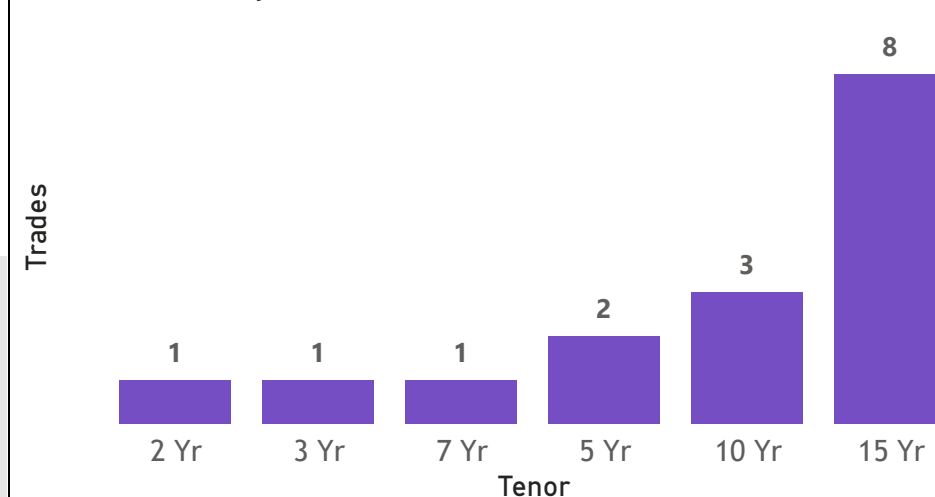
Market Value YTD



Nominal Value YTD



No. of Trades by Tenor



Primary Market January 22 2024 Auction

Tenor	Cut- Off Yield Rate	Coupon Rates	Range of Successful Yield Rates
2 Years	17.00	17	14.0000-17.0000
3 Years	22.00	20	20.0000-20.0000
5 Years	22.50	22	21.5000-22.0000
7 Years	23.00	23	21.5000-23.0000
10 Years	25.50	25	10.0000-24.97000
15 Years	26.70	26	11.0000-26.5000

*Disclaimer: This content is prepared from information received by the Commission through third-party reports. The range of prices by tenor and range of yields by tenor are based on dealer submissions. The content is indicative and intended for informational purposes only and shall not in any way be deemed to be investment advice, guidance or recommendation of the SEC. Users are responsible for making investment decisions and are advised to obtain independent professional advice before acting on or using this information.

GRZ Bonds Secondary Market Trade Summary Report

ISIN Code	Coupon Rate	Issue Date	Maturity Date	Trade Date/ Valuation Date	Years To Maturity	Nominal Value	Market Value	Min Trade Price	Max Trade Price	Min Yield	Max Yield
ZM1000004383	14	01/06/2020	01/06/2035	02/01/2024	11	K3,008,000.00	K1,999,597.54	66.48	66.48	23.00	23.00
ZM1000005653	9	04/03/2023	04/03/2025	02/01/2024	1	K275,000.00	K247,852.44	90.13	90.13	22.00	22.00
ZM1000001140	14	22/11/2010	18/11/2025	01/02/2024	1	K11,268,000.00	K11,295,118.83	100.24	100.24	17.02	17.02
ZM1000003344	12	18/12/2017	18/12/2024	26/01/2024	1	K2,069,000.00	K1,964,073.81	94.93	94.93	20.44	20.44
ZM1000003351	13	18/12/2017	18/12/2027	26/01/2024	3	K1,714,000.00	K1,499,992.36	87.51	87.51	18.20	18.20
ZM1000005901	13	21/08/2023	21/08/2033	21/08/2023	9	K50,000,000.00	K32,186,647.95	58.53	58.53	24.35	24.35
ZM1000005919	14	21/08/2023	21/08/2038	24/01/2024	14	K266,000.00	K179,674.78	67.55	67.55	23.45	23.45
ZM1000006123	26.5	22/01/2024	22/01/1939	01/02/2024	15	K23,650,849.00	K24,804,703.99	104.38	105.17	25.40	25.60
ZM1000006123	26.5	22/01/2024	22/01/1939	22/01/2024	14	K25,000,000.00	K26,124,006.85	103.77	103.77	25.50	25.50
ZM1000005851	14	24/07/2023	24/07/2038	26/01/2024	14	K3,037,000.00	K1,899,821.14	62.56	62.56	23.10	23.10
ZM1000004656	11	25/01/2021	25/01/2026	01/02/2024	1	K2,082,000.00	K1,871,596.07	89.89	89.89	17.52	17.52
ZM1000005810	13	26/06/2023	26/06/2033	26/01/2024	10	K783,000.00	K499,645.68	63.81	63.81	22.84	22.84
ZM1000006065	14	26/12/2023	26/12/2038	01/02/2024	14	K100,000,000.00	K56,589,658.90	56.59	56.59	26.00	26.00
ZM1000005307	10	27/06/2022	27/06/2025	01/02/2024	1	K76,950,000.00	K71,361,342.86	92.74	92.74	16.99	16.99
ZM1000005075	11	27/12/2021	27/12/2026	25/01/2024	2	K1,131,000.00	K999,122.37	88.34	88.34	16.70	16.70

Disclaimer: This content is prepared from information received by the Commission through third-party reports. The content is indicative and intended for informational purposes only and shall not in any way be deemed to be investment advice, guidance or recommendation of the SEC. Users are responsible for making investment decisions and are advised to obtain independent professional advice before acting on or using this information.