



SECURITIES AND EXCHANGE COMMISSION
Protecting Investors in the Capital Markets

Date

Tuesday, 13 February 2024

K639.2M

Total Nominal Value

K497.5M

Total Market Value

39

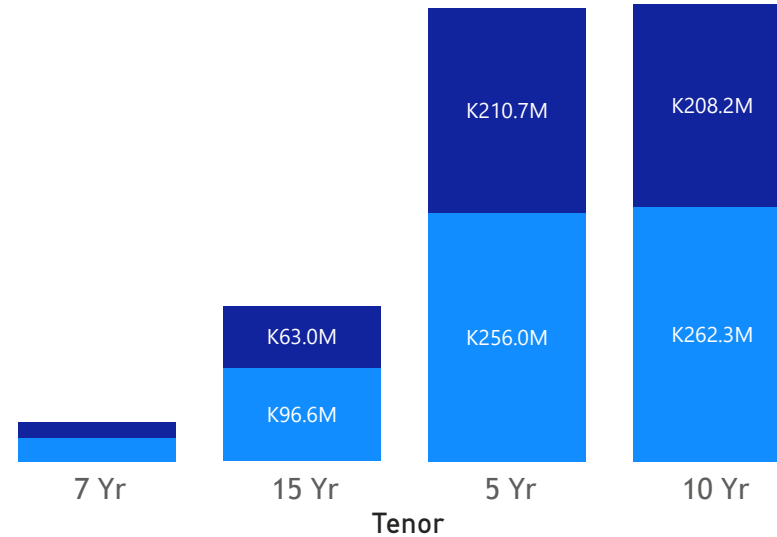
Number of Trades

GRZ Bonds Secondary Market Trade Summary Report

Consideration and Nominal Value

● Nominal Value ● Market Value

Nominal Value and Market Value




Range of Trade Prices (ZMW)*

Tenor	Min	Max
7 Yr	62.92	82.05
5 Yr	62.09	92.59
15 Yr	57.88	76.66
10 Yr	65.94	82.90

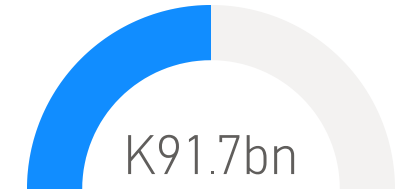
Range of Yields Rates*

Tenor	Min	Max
7 Yr	18.59	25.25
5 Yr	15.57	29.00
15 Yr	22.09	26.70
10 Yr	21.00	23.05

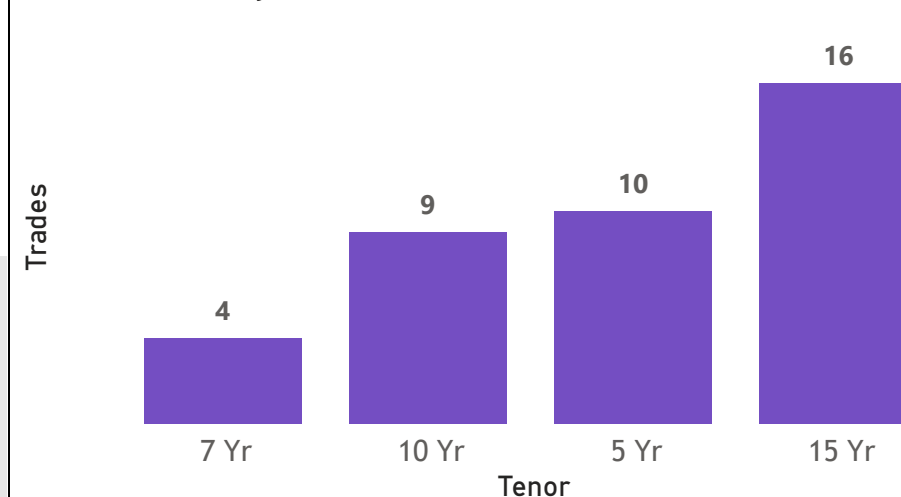
Market Value YTD



Nominal Value YTD



No. of Trades by Tenor



Primary Market January 22 2024 Auction

Tenor	Cut- Off Yield Rate	Coupon Rates	Range of Successful Yield Rates
2 Years	17.00	17	14.0000-17.0000
3 Years	22.00	20	20.0000-20.0000
5 Years	22.50	22	21.5000-22.0000
7 Years	23.00	23	21.5000-23.0000
10 Years	25.50	25	10.0000-24.97000
15 Years	26.70	26	11.0000-26.5000

*Disclaimer: This content is prepared from information received by the Commission through third-party reports. The range of prices by tenor and range of yields by tenor are based on dealer submissions. The content is indicative and intended for informational purposes only and shall not in any way be deemed to be investment advice, guidance or recommendation of the SEC. Users are responsible for making investment decisions and are advised to obtain independent professional advice before acting on or using this

GRZ Bonds Secondary Market Trade Summary Report

ISIN Code	Coupon Rate	Issue Date	Maturity Date	Trade Date/ Valuation Date	Years To Maturity	Nominal Value	Market Value	Min Trade Price	Max Trade Price	Min Yield	Max Yield
ZM1000005679	11	04/03/2023	03/04/2028		4	K96,000.00	K59,609.20	62.09	62.09	29.00	29.00
ZM1000003252	14	05/07/2017	05/07/2032	05/07/2017	8	K22,000,000.00	K13,842,441.89	61.42	61.42	25.25	25.25
ZM1000003112	13	05/12/2016	05/12/2026	08/02/2024	2	K1,476,000.00	K1,223,677.07	82.90	82.90	22.77	22.77
ZM1000003252	14	07/05/2017	07/05/2032	13/02/2024	8	K22,000,000.00	K13,842,441.89	62.92	62.92	25.25	25.25
ZM1000003351	13	18/12/2017	18/12/2027	13/02/2024	3	K150,000,000.00	K122,224,692.13	81.30	81.67	21.00	21.15
ZM1000003351	13	18/12/2017	18/12/2027	15/02/2024	3	K75,000,000.00	K60,972,352.40	79.20	79.20	21.15	21.15
ZM1000005455	11	19/09/2022	19/09/2032	02/07/2024	8	K973,000.00	K699,997.61	71.94	71.94	21.67	21.67
ZM1000004979	13	20/09/2021	20/09/2031	08/02/2024	8	K137,000.00	K99,683.26	72.76	72.76	21.94	21.94
ZM1000005919	14	21/08/2023	21/08/2038	02/07/2024	14	K4,382,000.00	K2,999,655.54	68.45	68.45	23.28	23.28
ZM1000003062	14	21/11/2016	21/11/2031	02/08/2024	7	K20,000,000.00	K13,848,003.56	69.24	69.24	23.75	23.75
ZM1000003062	14	21/11/2016	21/11/2031	21/08/2023	7	K20,000,000.00	K13,848,003.56	66.02	66.02	23.75	23.75
ZM1000004680	14	22/01/2021	22/01/2036	22/01/2021	11	K10,000,000.00	K5,861,256.71	57.88	57.88	25.30	25.30
ZM1000004730	12	22/03/2021	22/03/2028	02/07/2024	4	K1,092,000.00	K823,646.13	75.43	75.43	23.46	23.46
ZM1000003872	14	23/04/2018	23/04/2033	08/02/2024	9	K236,000.00	K144,920.39	61.41	61.41	26.70	26.70
ZM1000005851	14	24/07/2023	24/07/2038	02/12/2024	14	K79,000.00	K49,402.87	62.54	62.54	23.26	23.26
ZM1000005851	14	24/07/2023	24/07/2038	08/02/2024	14	K319,000.00	K199,607.94	62.57	62.57	23.26	23.26
ZM1000004656	11	25/01/2021	25/01/2026	13/02/2024	2	K30,000,000.00	K26,224,024.11	87.43	87.43	19.50	19.50
ZM1000004672	13	25/01/2021	25/01/2031	02/07/2024	7	K30,000,000.00	K19,922,469.04	66.41	66.41	23.05	23.05
ZM1000004680	14	25/01/2021	25/01/2036	02/12/2024	8	K3,386,000.00	K2,199,187.05	64.95	64.95	22.81	22.81
ZM1000004680	14	25/01/2021	25/01/2036	08/02/2024	12	K15,692,000.00	K9,560,366.10	58.61	64.99	22.81	25.30
ZM1000005810	13	26/06/2023	26/06/2033	08/02/2024	10	K4,700,000.00	K3,099,222.56	65.94	65.94	22.22	22.22
ZM1000003187	14	27/02/2017	27/02/2032	08/02/2024	8	K521,000.00	K399,387.38	76.66	76.66	22.09	22.09
ZM1000004433	11	27/07/2020	27/07/2025	08/02/2024	1	K544,000.00	K479,378.40	88.12	88.12	21.35	21.35

Disclaimer: This content is prepared from information received by the Commission through third-party reports. The content is indicative and intended for informational purposes only and shall not in any way be deemed to be investment advice, guidance or recommendation of the SEC. Users are responsible for making investment decisions and are advised to obtain independent professional advice before acting on or using this information.