



**SECURITIES AND EXCHANGE COMMISSION**  
Protecting Investors in the Capital Markets

Date

Friday, 29 December 2023

**K56.6M**

Total Nominal Value

**K31.9M**

Total Market Value

**9**

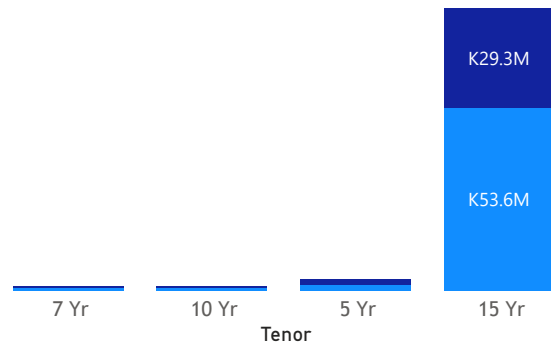
Number of Trades

# GRZ Bonds Secondary Market Trade Summary Report

## Consideration and Nominal Value

● Nominal Value ● Market Value

Nominal Value and Market Value



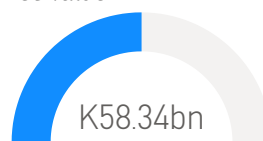
## Range of Trade Prices (ZMW)\*

Tenor	Min	Max
7 Yr	75.70	75.70
5 Yr	96.48	96.48
15 Yr	53.95	69.43
10 Yr	73.57	73.57

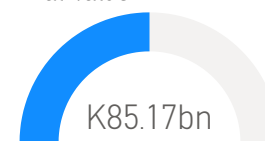
## Range of Yields Rates\*

Tenor	Min	Max
7 Yr	20.82	20.82
5 Yr	19.87	19.87
15 Yr	22.71	26.50
10 Yr	22.15	22.15

## Market Value YTD

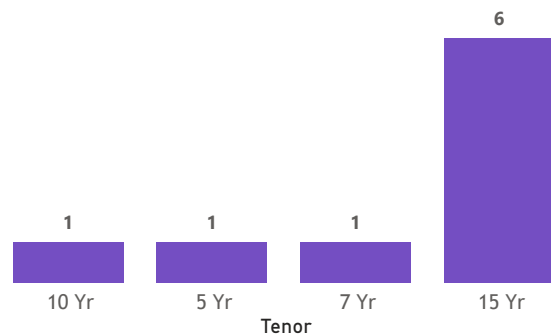


## Nominal Value YTD



## No. of Trades by Tenor

Trades



## Primary Market November 24 2023 Auction

Tenor	CUT-OFF YIELD RATE	COUPON RATES	Range of Successful Yield Rates
2 Years	17	9	9.0000-17.0000
15 Years	26.95	14	15.0000-26.9500
10 Years	25.5	13	13.0000-25.5000
7 Years	24	12	19.0000-24.0000
5 Years	22.5	11	17.0000-22.5000
3 Years	22	10	17.0000-22.0000

\*Disclaimer: This content is prepared from information received by the Commission through third-party reports. The range of prices by tenor and range of yields by tenor are based on dealer submissions. The content is indicative and intended for informational purposes only and shall not in any way be deemed to be investment advice, guidance or recommendation of the SEC. Users are responsible for making investment decisions and are advised to obtain independent professional advice before acting on or using this

# GRZ Bonds Secondary Market Trade Summary Report

ISIN Code	Coupon Rate	Issue Date	Maturity Date	Trade Date/ Valuation Date	Years To Maturity	Nominal Value	Market Value	Min Trade Price	Max Trade Price	Min Yield	Max Yield
ZM1000005000	12	01/11/2021	01/11/2028	26/12/2023	5	K660,000.00	K499,620.33	75.70	75.70	20.82	20.82
ZM1000003120	14	12/05/2016	05/12/2031	27/12/2023	7	K475,000.00	K329,807.66	69.43	69.43	22.71	22.71
ZM1000004094	11	23/08/2019	17/06/2024	27/12/2023	7	K1,664,000.00	K1,605,445.61	96.48	96.48	19.87	19.87
ZM1000005919	14	21/08/2023	21/08/2038	03/01/2024	14	K1,292,000.00	K796,882.11	56.50	56.50	25.35	25.35
ZM1000005919	14	21/08/2023	21/08/2038	26/12/2023	15	K1,409,000.00	K899,419.67	63.83	63.83	24.36	24.36
ZM1000003062	14	21/11/2016	21/11/2031	26/12/2023	15	K151,000.00	K99,361.98	65.80	65.80	24.35	24.35
ZM1000003872	14	23/04/2018	23/04/2033	26/12/2023	10	K297,000.00	K199,735.65	67.25	67.25	23.46	23.46
ZM1000004672	13	25/01/2021	25/01/2031	26/12/2023	8	K679,000.00	K499,559.18	73.57	73.57	22.15	22.15
ZM1000006065	14	26/12/2023	26/12/2038	26/12/2023	15	K50,000,000.00	K26,994,831.45	53.95	53.95	26.50	26.50

Disclaimer: This content is prepared from information received by the Commission through third-party reports. The content is indicative and intended for informational purposes only and shall not in any way be deemed to be investment advice, guidance or recommendation of the SEC. Users are responsible for making investment decisions and are advised to obtain independent professional advice before acting on or using this information.