



SECURITIES AND EXCHANGE COMMISSION
Protecting Investors in the Capital Markets

Date

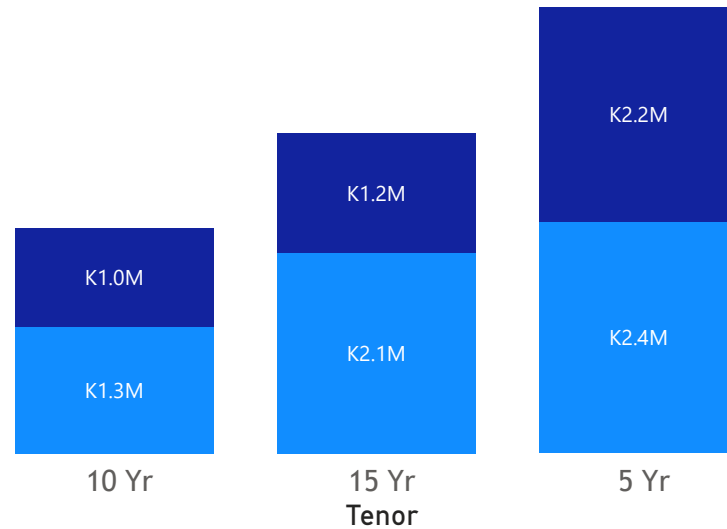
Thursday, 28 December 2023

GRZ Bonds Secondary Market Trade Summary Report

Consideration and Nominal Value

● Nominal Value ● Market Value

Nominal Value and Market Value



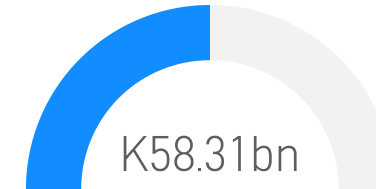
Range of Trade Prices (ZMW)*

Tenor	Min	Max
5 Yr	71.04	96.48
15 Yr	52.70	69.43
10 Yr	62.16	80.36

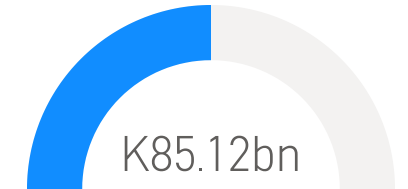
Range of Yields Rates*

Tenor	Min	Max
5 Yr	16.00	21.35
15 Yr	22.71	28.50
10 Yr	23.80	23.80

Market Value YTD



Nominal Value YTD

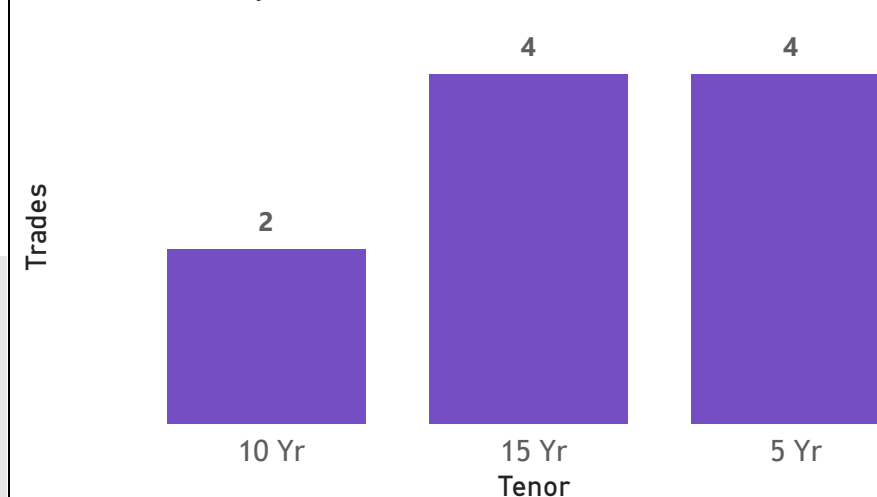


K5.8M
Total Nominal Value

K4.5M
Total Market Value

10
Number of Trades

No. of Trades by Tenor



Primary Market January 22 2024 Auction

Tenor	Cut- Off Yield Rate	Coupon Rates	Range of Successful Yield Rates
2 Years	17.00	17	14.0000-17.0000
3 Years	22.00	20	20.0000-20.0000
5 Years	22.50	22	21.5000-22.0000
7 Years	23.00	23	21.5000-23.0000
10 Years	25.50	25	10.0000-24.97000
15 Years	26.70	26	11.0000-26.5000

*Disclaimer: This content is prepared from information received by the Commission through third-party reports. The range of prices by tenor and range of yields by tenor are based on dealer submissions. The content is indicative and intended for informational purposes only and shall not in any way be deemed to be investment advice, guidance or recommendation of the SEC. Users are responsible for making investment decisions and are advised to obtain independent professional advice before acting on or using this



GRZ Bonds Secondary Market Trade Summary Report

ISIN Code	Coupon Rate	Issue Date	Maturity Date	Trade Date/ Valuation Date	Years To Maturity	Nominal Value	Market Value	Min Trade Price	Max Trade Price	Min Yield	Max Yield
ZM1000004383	14	01/06/2020	01/06/2035	28/12/2023	12	K588,140.00	K310,000.34	52.70	52.70	28.50	28.50
ZM1000003120	14	05/12/2016	05/12/2031	22/12/2023	8	K475,000.00	K329,807.66	69.43	69.43	22.71	22.71
ZM1000004094	11	17/06/2019	17/06/2024	22/12/2023	8	K1,664,000.00	K1,605,445.61	96.48	96.48	19.87	19.87
ZM1000005919	14	21/08/2023	21/08/2038	26/12/2023	15	K1,000,000.00	K595,490.45	59.55	59.55	26.20	26.20
ZM1000003054	13	21/11/2016	21/11/2026	21/12/2023	8	K1,133,000.00	K910,500.23	80.36	80.36		0.00
ZM1000005794	11	26/06/2023	26/06/2028	22/12/2023	4	K279,000.00	K199,503.26	71.04	71.04	21.35	21.35
ZM1000004334	11	27/04/2020	27/04/2025	22/12/2023	1	K209,000.00	K202,002.95	96.03	96.03	16.00	16.00
ZM1000005091	13	27/12/2021	27/12/2031	28/12/2023		K168,000.00	K104,424.46	62.16	62.16	23.80	23.80
ZM1000004839	11	28/06/2021	28/06/2026	22/12/2023	2	K237,000.00	K199,852.05	83.78	83.78	19.50	19.50

Disclaimer: This content is prepared from information received by the Commission through third-party reports. The content is indicative and intended for informational purposes only and shall not in any way be deemed to be investment advice, guidance or recommendation of the SEC. Users are responsible for making investment decisions and are advised to obtain independent professional advice before acting on or using this information.