



SECURITIES AND EXCHANGE COMMISSION
Protecting Investors in the Capital Markets

Date

< Wednesday, 27
December 2023 >

K874.6M

Total Nominal Value

K583.4M

Total Market Value

14

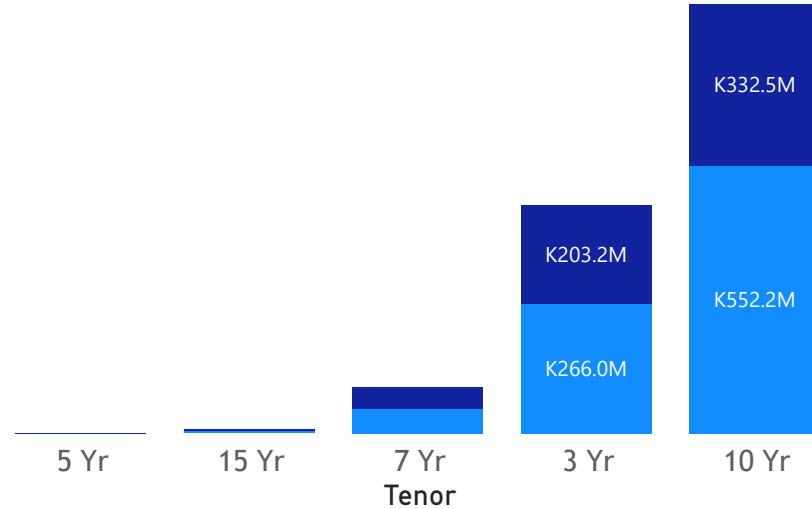
Number of Trades

GRZ Bonds Secondary Market Trade Summary Report

Consideration and Nominal Value

● Nominal Value ● Market Value

Nominal Value and Market Value



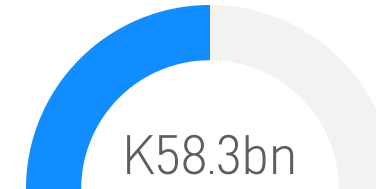
Range of Trade Prices (ZMW)*

Tenor	Min	Max
7 Yr	83.99	83.99
5 Yr	91.74	91.74
3 Yr	75.59	75.59
15 Yr	54.03	58.06
10 Yr	56.12	85.58

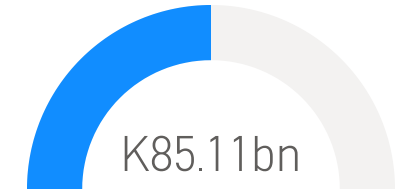
Range of Yields Rates*

Tenor	Min	Max
7 Yr	20.00	20.00
5 Yr	20.00	20.00
3 Yr	21.70	21.70
15 Yr	25.80	26.50
10 Yr	20.20	25.20

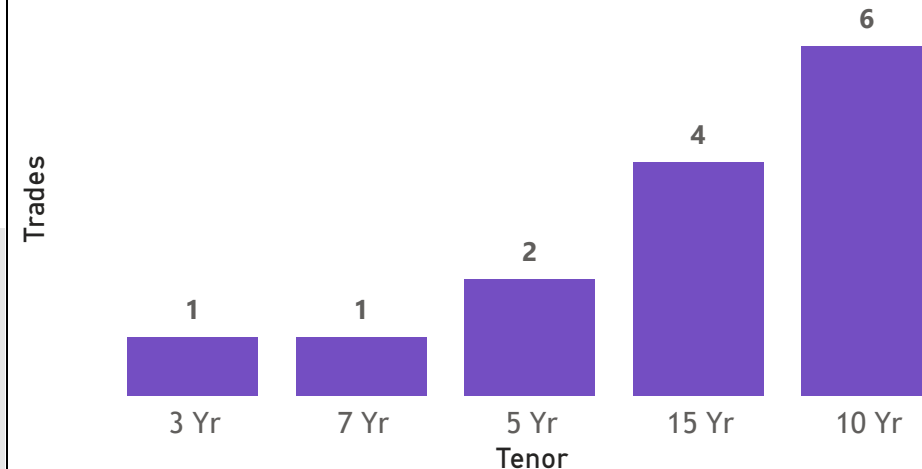
Market Value YTD



Nominal Value YTD



No. of Trades by Tenor



Primary Market January 22 2024 Auction

Tenor	Cut- Off Yield Rate	Coupon Rates	Range of Successful Yield Rates
2 Years	17.00	17	14.0000-17.0000
3 Years	22.00	20	20.0000-20.0000
5 Years	22.50	22	21.5000-22.0000
7 Years	23.00	23	21.5000-23.0000
10 Years	25.50	25	10.0000-24.97000
15 Years	26.70	26	11.0000-26.5000

*Disclaimer: This content is prepared from information received by the Commission through third-party reports. The range of prices by tenor and range of yields by tenor are based on dealer submissions. The content is indicative and intended for informational purposes only and shall not in any way be deemed to be investment advice, guidance or recommendation of the SEC. Users are responsible for making investment decisions and are advised to obtain independent professional advice before acting on or using this

GRZ Bonds Secondary Market Trade Summary Report

ISIN Code	Coupon Rate	Issue Date	Maturity Date	Trade Date/ Valuation Date	Years To Maturity	Nominal Value	Market Value	Min Trade Price	Max Trade Price	Min Yield	Max Yield
ZM1000004383	14	01/06/2020	01/06/2035	27/12/2023	12	K1,000,000.00	K580,586.60	58.06	58.06	25.80	25.80
ZM1000003054	13	21/11/2016	21/11/2026	21/12/2023	3	K1,133,000.00	K910,500.23	80.36	80.36	23.28	23.28
ZM1000004672	13	25/01/2021	25/01/2031	27/12/2023	7	K529,000.00	K377,124.36	71.29	71.29	23.00	23.00
ZM1000004136	12	26/08/2019	26/08/2026	11/08/2020	2	K50,000,000.00	K43,998,529.45	83.99	83.99	20.00	20.00
ZM1000006065	14	26/12/2023	26/12/2038	27/12/2023	15	K5,006,200.00	K2,734,402.36	54.03	55.10	26.00	26.50
ZM1000004334	11	27/04/2020	27/04/2025	27/12/2023	2	K327,000.00	K300,087.34	91.74	91.74	20.00	20.00
ZM1000005992	10	27/11/2023	27/11/2026	26/12/2023	3	K266,000,000.00	K203,249,849.37	75.59	75.59	21.70	21.70
ZM1000006024	13	27/11/2023	27/11/2033	27/11/2023	9	K500,250,000.00	K286,101,945.24	56.12	56.12	25.20	25.20
ZM1000005091	13	27/12/2021	27/12/2031	27/12/2023	8	K335,816.00	K220,000.56	65.52	65.52	22.50	22.50
ZM1000002999	13	29/08/2016	29/08/2026	29/09/2016	2	K50,000,000.00	K44,908,278.08	85.58	85.58	20.20	20.20

Disclaimer: This content is prepared from information received by the Commission through third-party reports. The content is indicative and intended for informational purposes only and shall not in any way be deemed to be investment advice, guidance or recommendation of the SEC. Users are responsible for making investment decisions and are advised to obtain independent professional advice before acting on or using this information.