



SECURITIES AND EXCHANGE COMMISSION
Protecting Investors in the Capital Markets

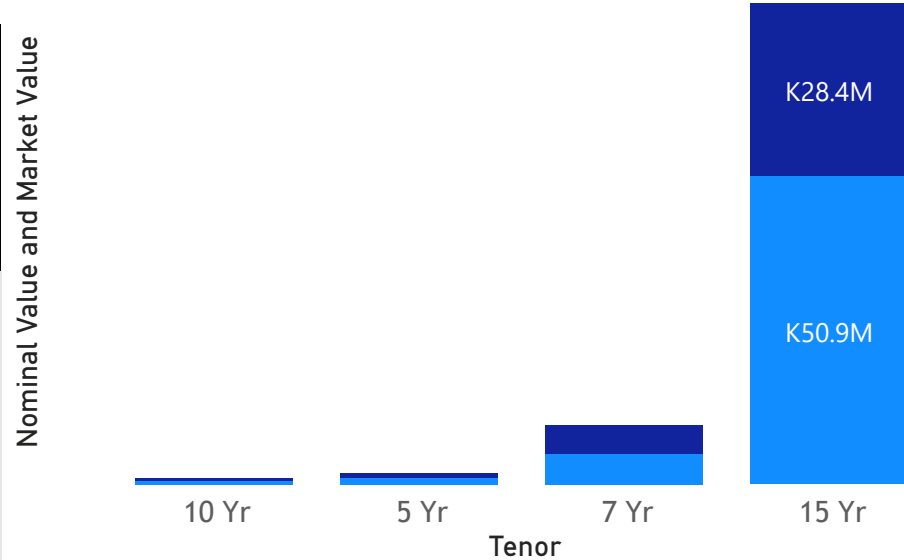
Date

< Friday, 22 December 2023

GRZ Bonds Secondary Market Trade Summary Report

Consideration and Nominal Value

● Nominal Value ● Market Value



Range of Trade Prices (ZMW)*

Tenor	Min	Max
7 Yr	94.05	94.05
5 Yr	75.25	75.84
15 Yr	55.63	68.66
10 Yr	54.33	79.20

Range of Yields Rates*

Tenor	Min	Max
7 Yr	19.00	19.00
5 Yr	20.54	20.74
15 Yr	21.50	25.95
10 Yr	23.15	27.06

K57.6M

Total Nominal Value

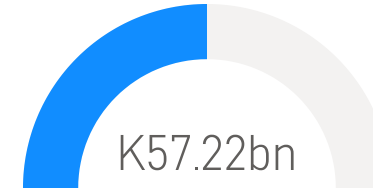
K34.3M

Total Market Value

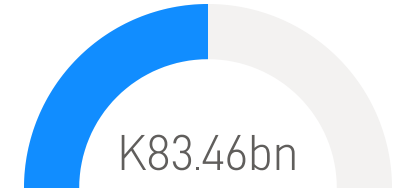
11

Number of Trades

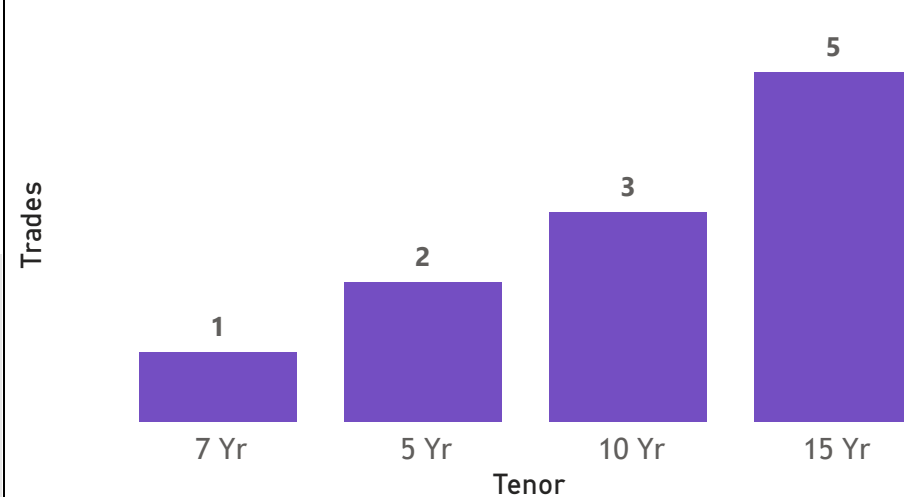
Market Value YTD



Nominal Value YTD



No. of Trades by Tenor



Primary Market November 24 2023 Auction

Tenor	CUT- OFF YIELD RATE	COUPON RATES	Range of Successful Yield Rates
2 Years	17	9	9.0000-17.0000
15 Years	26.95	14	15.0000-26.9500
10 Years	25.5	13	13.0000-25.5000
7 Years	24	12	19.0000-24.0000
5 Years	22.5	11	17.0000-22.5000
3 Years	22	10	17.0000-22.0000

*Disclaimer: This content is prepared from information received by the Commission through third-party reports. The range of prices by tenor and range of yields by tenor are based on dealer submissions. The content is indicative and intended for informational purposes only and shall not in any way be deemed to be investment advice, guidance or recommendation of the SEC. Users are responsible for making investment decisions and are advised to obtain independent professional advice before acting on or using this

GRZ Bonds Secondary Market Trade Summary Report

ISIN Code	Coupon Rate	Issue Date	Maturity Date	Trade Date/ Valuation Date	Years To Maturity	Nominal Value	Market Value	Min Trade Price	Max Trade Price	Min Yield	Max Yield
ZM1000005695	13	03/04/2023	04/03/2033	14/12/2023	1	K320,700.00	K174,235.10	54.33	54.33	27.06	27.06
ZM1000005406	14	22/08/2022	22/08/2037	19/12/2023	1	K99,000.00	K59,564.10	60.17	60.17	25.95	25.95
ZM1000005976	14	27/10/2023	21/08/2038	14/12/2023	15	K660,000.00	K399,958.07	60.60	60.60	24.40	24.40
ZM1000003112	13	12/05/2016	12/05/2026	19/12/2023	1	K191,000.00	K151,271.58	79.20	79.20	23.42	23.42
ZM1000003120	14	12/05/2016	12/05/2031	19/12/2023	8	K88,000.00	K59,845.86	68.01	68.01	23.15	23.15
ZM1000005455	13	19/09/2022	19/09/2032	19/12/2023	9	K91,000.00	K59,933.28	65.86	65.86	23.15	23.15
ZM1000003062	14	21/11/2016	21/11/2031	19/12/2023	15	K87,000.00	K59,734.85	68.66	68.66	23.12	23.12
ZM1000003120	14	12/05/2016	05/12/2031	19/12/2023	8	K50,000,000.00	K27,812,884.25	55.63	55.63	21.50	21.50
ZM1000005885	11	21/08/2023	21/08/2028	14/12/2023	5	K930,000.00	K699,837.45	75.25	75.25	20.74	20.74
ZM1000005885	11	21/08/2023	21/08/2028	19/12/2023	3	K131,000.00	K99,353.21	75.84	75.84	20.54	20.54
ZM1000003344	12	18/12/2017	18/12/2024	22/12/2023	1	K5,000,000.00	K4,702,745.34	94.05	94.05	19.00	19.00