



SECURITIES AND EXCHANGE COMMISSION
Protecting Investors in the Capital Markets

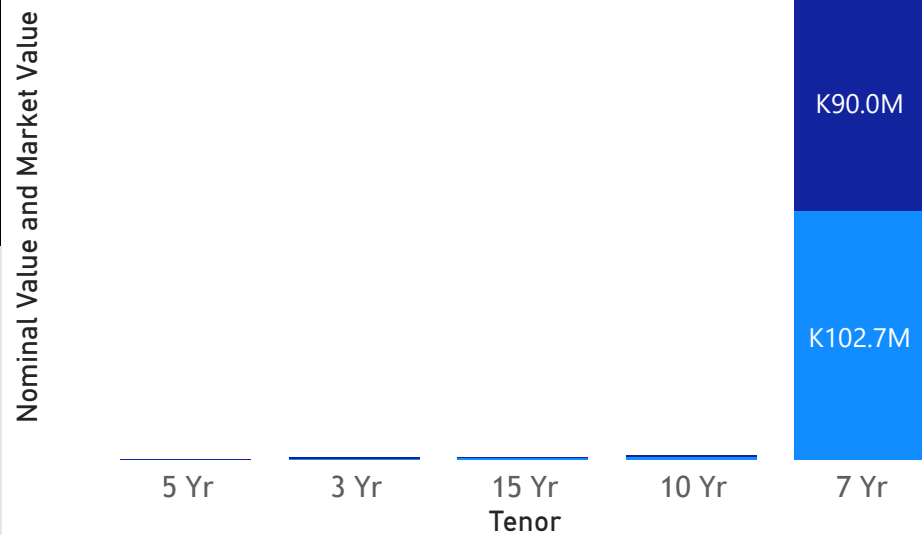
Date

Wednesday, 20 December 2023

GRZ Bonds Secondary Market Trade Summary Report

Consideration and Nominal Value

● Nominal Value ● Market Value



Range of Trade Prices (ZMW)*

Tenor	Min	Max
7 Yr	75.31	87.93
5 Yr	91.20	91.20
3 Yr	67.14	83.39
15 Yr	52.04	61.37
10 Yr	60.56	79.43

Range of Yields Rates*

Tenor	Min	Max
7 Yr	20.00	20.83
5 Yr	20.13	20.13
3 Yr	24.00	24.50
15 Yr	24.30	28.45
10 Yr	21.86	25.00

K104.8M

Total Nominal Value

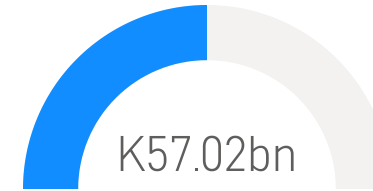
K91.5M

Total Market Value

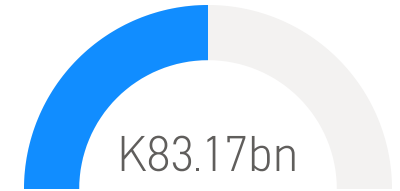
14

Number of Trades

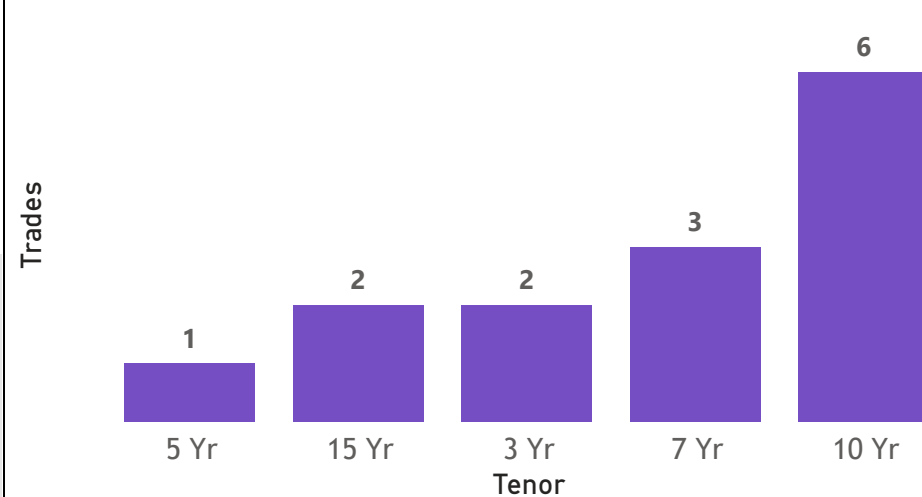
Market Value YTD



Nominal Value YTD



No. of Trades by Tenor



Primary Market November 24 2023 Auction

Tenor	CUT- OFF YIELD RATE	COUPON RATES	Range of Successful Yield Rates
2 Years	17	9	9.0000-17.0000
15 Years	26.95	14	15.0000-26.9500
10 Years	25.5	13	13.0000-25.5000
7 Years	24	12	19.0000-24.0000
5 Years	22.5	11	17.0000-22.5000
3 Years	22	10	17.0000-22.0000

*Disclaimer: This content is prepared from information received by the Commission through third-party reports. The range of prices by tenor and range of yields by tenor are based on dealer submissions. The content is indicative and intended for informational purposes only and shall not in any way be deemed to be investment advice, guidance or recommendation of the SEC. Users are responsible for making investment decisions and are advised to obtain independent professional advice before acting on or using this

GRZ Bonds Secondary Market Trade Summary Report

ISIN Code	Coupon Rate	Issue Date	Maturity Date	Trade Date/ Valuation Date	Years To Maturity	Nominal Value	Market Value	Min Trade Price	Max Trade Price	Min Yield	Max Yield
ZM1000005976	15	30/10/2023	30/10/2038	15/12/2023	15	K256,000.00	K133,224.10	52.04	52.04	28.45	28.45
ZM1000005810	13	26/06/2023	26/06/2033	15/12/2023	10	K221,000.00	K140,074.46	63.38	63.38	25.00	25.00
ZM1000004821	10	28/06/2021	28/06/2024	28/06/2021	0	K29,604.00	K31,045.12	67.14	67.14	24.50	24.50
ZM1000004979	13	20/09/2021	20/09/2031	20/09/2021	7	K95,000.00	K60,941.55	60.56	60.56	24.40	24.40
ZM1000004383	14	06/01/2020	06/01/2035	15/12/2023	12	K277,000.00	K169,986.22	61.37	61.37	24.30	24.30
ZM1000005422	10	19/09/2022	19/09/2025	20/12/2023	1	K499,000.00	K416,136.79	83.39	83.39	24.00	24.00
ZM1000003997	13	17/12/2018	17/12/2028	17/12/2018	4	K323,605.00	K233,783.26	76.43	76.43	23.50	23.50
ZM1000003054	13	21/11/2016	21/11/2026	21/11/2016	2	K353,556.00	K283,816.36	67.14	67.14	23.00	23.00
ZM1000003112	13	05/12/2016	05/12/2026	05/12/2016	2	K32,574.00	K26,631.59	79.43	79.43	21.86	21.86
ZM1000005000	12	01/11/2021	01/11/2028	15/12/2023	5	K2,655,000.00	K1,999,399.76	75.31	75.31	20.83	20.83
ZM1000004334	11	27/04/2020	27/04/2025	15/12/2023	2	K17,000.00	K15,504.41	91.20	91.20	20.13	20.13
ZM1000004136	12	26/08/2019	26/08/2026	20/12/2023	7	K100,000,000.00	K87,997,058.90	87.93	87.93	20.00	20.00