



**SECURITIES AND EXCHANGE COMMISSION**  
Protecting Investors in the Capital Markets

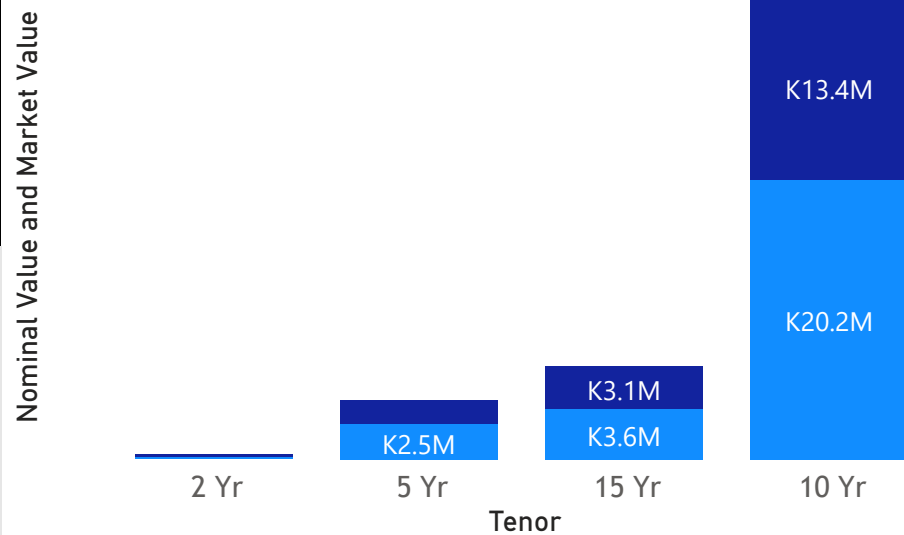
Date

Tuesday, 19 December 2023

# GRZ Bonds Secondary Market Trade Summary Report

## Consideration and Nominal Value

● Nominal Value ● Market Value



## Range of Trade Prices (ZMW)\*

Tenor	Min	Max
5 Yr	0.00	77.26
2 Yr	83.46	83.46
15 Yr	56.85	98.12
10 Yr	62.13	76.43

## Range of Yields Rates\*

Tenor	Min	Max
5 Yr	19.67	19.67
2 Yr	21.00	21.00
15 Yr	18.00	26.00
10 Yr	23.50	25.00

**K26.5M**

Total Nominal Value

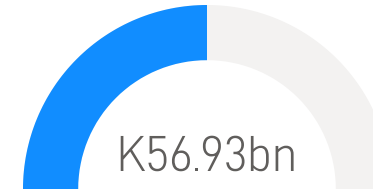
**K18.4M**

Total Market Value

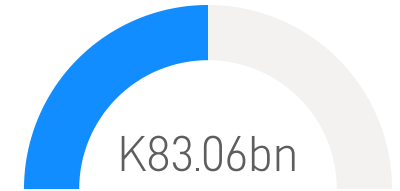
**22**

Number of Trades

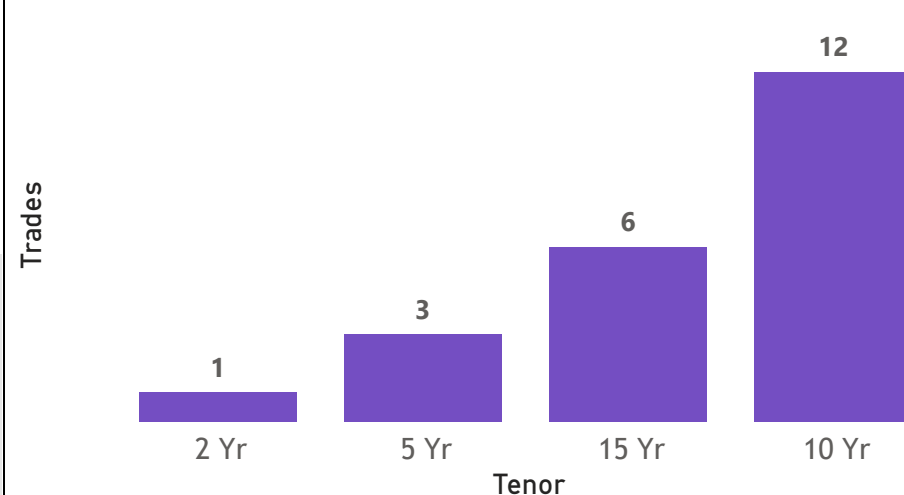
## Market Value YTD



## Nominal Value YTD



## No. of Trades by Tenor



## Primary Market November 24 2023 Auction

Tenor	CUT- OFF YIELD RATE	COUPON RATES	Range of Successful Yield Rates
2 Years	17	9	9.0000-17.0000
15 Years	26.95	14	15.0000-26.9500
10 Years	25.5	13	13.0000-25.5000
7 Years	24	12	19.0000-24.0000
5 Years	22.5	11	17.0000-22.5000
3 Years	22	10	17.0000-22.0000

\*Disclaimer: This content is prepared from information received by the Commission through third-party reports. The range of prices by tenor and range of yields by tenor are based on dealer submissions. The content is indicative and intended for informational purposes only and shall not in any way be deemed to be investment advice, guidance or recommendation of the SEC. Users are responsible for making investment decisions and are advised to obtain independent professional advice before acting on or using this

# GRZ Bonds Secondary Market Trade Summary Report

ISIN Code	Coupon Rate	Issue Date	Maturity Date	Trade Date/ Valuation Date	Years To Maturity	Nominal Value	Market Value	Min Trade Price	Max Trade Price	Min Yield	Max Yield
ZM1000005976	15	30/10/2023	30/10/2038	14/12/2023	15	K504,000.00	K286,545.93	56.85	56.85	26.00	26.00
ZM1000005919	14	21/08/2023	05/12/2031	19/12/2023	15	K657,742.00	K400,000.22	60.78	60.78	25.50	25.50
ZM1000005091	13	27/12/2021	27/12/2031	19/12/2023	8	K4,876,842.00	K3,196,433.90	65.54	65.54	25.00	25.00
ZM1000004672	13	22/03/2021	25/01/2031	22/03/2021	7	K826,258.00	K554,788.88	67.14	67.14	24.50	24.50
ZM1000005695	13	03/04/2023	04/03/2033	07/06/2023	1	K2,213,000.00	K1,374,939.72	62.13	62.13	24.21	24.21
ZM1000005695	13	03/04/2023	04/03/2033	07/07/2023	1	K2,895,000.00	K1,799,793.82	62.17	62.17	24.21	24.21
ZM1000005695	13	03/04/2023	04/03/2033	07/10/2023	1	K1,607,000.00	K999,681.92	62.21	62.21	24.21	24.21
ZM1000005695	13	03/04/2023	04/03/2033	19/07/2023	1	K638,000.00	K399,630.06	62.64	62.64	24.21	24.21
ZM1000003187	14	27/02/2017	27/02/2032	27/07/2023	9	K285,000.00	K199,312.14	69.93	69.93	24.03	24.03
ZM1000005695	13	03/04/2023	04/03/2033	13/07/2023	1	K2,382,000.00	K1,499,782.06	62.96	62.96	23.98	23.98
ZM1000003997	13	17/12/2018	17/12/2028	17/12/2018	5	K4,432,911.00	K3,388,290.00	76.43	76.43	23.50	23.50
ZM1000005950	9	30/10/2023	30/10/2025	19/12/2023	1	K200,000.00	K166,918.67	83.46	83.46	21.00	21.00
ZM1000004839	11	23/07/2021	22/07/2026	23/07/2021	2	K1,941,692.00	K1,718,411.01	77.26	77.26	19.67	19.67
ZM1000001751	14	20/02/2012	16/02/2027	19/12/2023	4	K2,445,256.00	K2,400,001.10	98.12	98.12	18.00	18.00
ZM1000004839	11	28/06/2021	28/06/2026	10/09/2023	3	K593,000.00	K0.00	0.00	0.00		

Disclaimer: This content is prepared from information received by the Commission through third-party reports. The content is indicative and intended for informational purposes only and shall not in any way be deemed to be investment advice, guidance or recommendation of the SEC. Users are responsible for making investment decisions and are advised to obtain independent professional advice before acting on or using this information.