



SECURITIES AND EXCHANGE COMMISSION
Protecting Investors in the Capital Markets

GRZ Bonds Secondary Market Trade Summary Report

Consideration and Nominal Value

● Nominal Value ● Market Value

Nominal Value and Market Value

Date

Monday, 18 December 2023

K109.4M

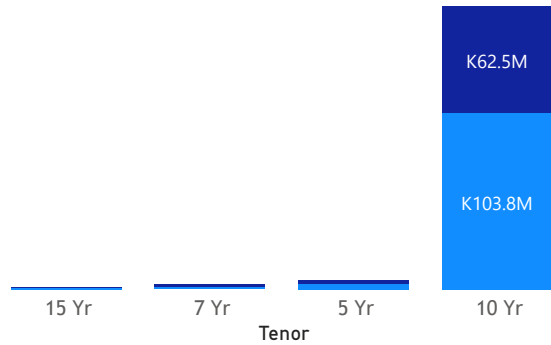
Total Nominal Value

K66.8M

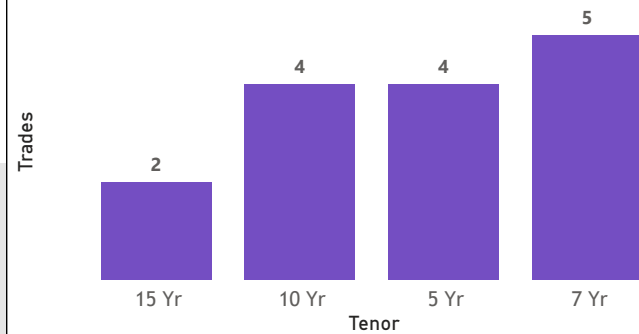
Total Market Value

15

Number of Trades



No. of Trades by Tenor



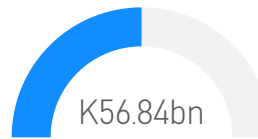
Range of Trade Prices (ZMW)*

Tenor	Min	Max
7 Yr	65.80	101.21
5 Yr	75.25	79.17
15 Yr	60.60	60.70
10 Yr	59.41	88.53

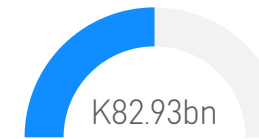
Range of Yields Rates*

Tenor	Min	Max
7 Yr	15.50	25.00
5 Yr	20.54	23.00
15 Yr	24.36	24.40
10 Yr	18.38	25.75

Market Value YTD



Nominal Value YTD



Primary Market November 24 2023 Auction

Tenor	CUT- OFF YIELD RATE	COUPON RATES	Range of Successful Yield Rates
2 Years	17	9	9.0000-17.0000
15 Years	26.95	14	15.0000-26.9500
10 Years	25.5	13	13.0000-25.5000
7 Years	24	12	19.0000-24.0000
5 Years	22.5	11	17.0000-22.5000
3 Years	22	10	17.0000-22.0000

*Disclaimer: This content is prepared from information received by the Commission through third-party reports. The range of prices by tenor and range of yields by tenor are based on dealer submissions. The content is indicative and intended for informational purposes only and shall not in any way be deemed to be investment advice, guidance or recommendation of the SEC. Users are responsible for making investment decisions and are advised to obtain independent professional advice before acting on or using this

GRZ Bonds Secondary Market Trade Summary Report

ISIN Code	Coupon Rate	Issue Date	Maturity Date	Trade Date/ Valuation Date	Years To Maturity	Nominal Value	Market Value	Min Trade Price	Max Trade Price	Min Yield	Max Yield
ZM1000005901	13	21/08/2023	21/08/2033	14/12/2023	10	K100,000,000.00	K59,413,572.60	59.41	59.41	25.75	25.75
ZM1000005208	12	23/03/2022	23/03/2029	18/12/2023	6	K121,576.00	K80,076.10	65.80	65.80	25.00	25.00
ZM1000005976	14	30/10/2023	30/10/2038	14/12/2023	15	K907,000.00	K549,882.90	60.60	60.70	24.36	24.40
ZM1000004953	11	20/09/2021	20/09/2026	18/12/2023	3	K758,130.00	K600,001.26	79.17	79.17	23.00	23.00
ZM1000003997	13	29/08/2016	17/12/2028	15/12/2023	5	K3,726,000.00	K2,999,701.08	80.51	80.51	21.75	21.75
ZM1000005000	12	01/11/2021	01/11/2028	14/12/2023	5	K797,000.00	K599,870.68	75.27	75.27	20.83	20.83
ZM1000005885	11	21/08/2023	21/08/2028	14/12/2023	3	K2,250,000.00	K1,699,345.92	75.25	75.72	20.54	20.74
ZM1000005075	11	27/12/2021	27/12/2026	15/12/2023	3	K56,000.00	K49,576.59	88.53	88.53	18.38	18.38
ZM1000003286	12	04/09/2017	04/09/2024	18/12/2023	1	K784,172.00	K793,524.10	101.21	101.21	15.50	15.50

Disclaimer: This content is prepared from information received by the Commission through third-party reports. The content is indicative and intended for informational purposes only and shall not in any way be deemed to be investment advice, guidance or recommendation of the SEC. Users are responsible for making investment decisions and are advised to obtain independent professional advice before acting on or using this information.