



**SECURITIES AND EXCHANGE COMMISSION**  
Protecting Investors in the Capital Markets

# GRZ Bonds Secondary Market Trade Summary Report

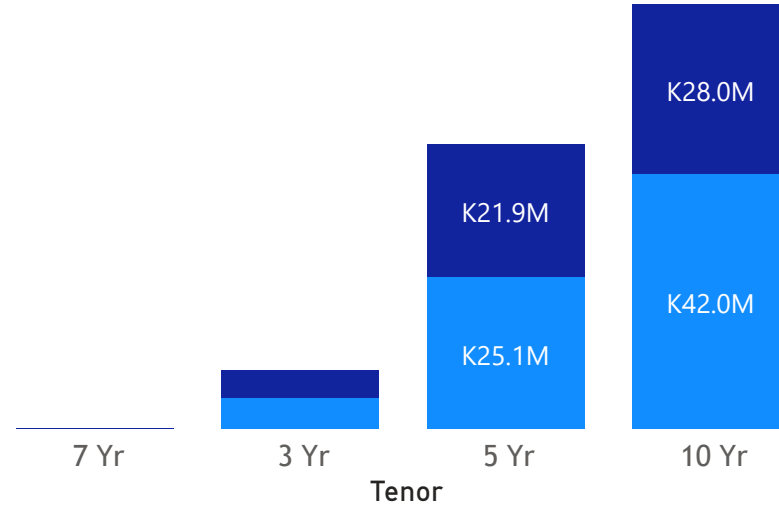
## Consideration and Nominal Value

● Nominal Value ● Market Value

Date

< Friday, 15 December 2023

Nominal Value and Market Value



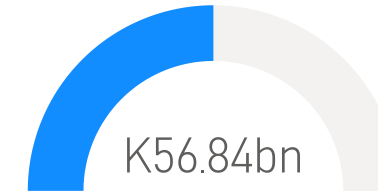
## Range of Trade Prices (ZMW)\*

Tenor	Min	Max
7 Yr	64.24	64.24
5 Yr	82.20	88.53
3 Yr	79.98	99.43
10 Yr	57.42	80.51

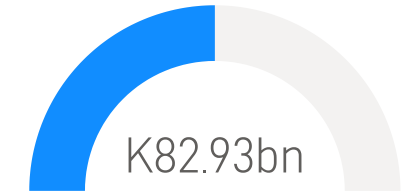
## Range of Yields Rates\*

Tenor	Min	Max
7 Yr	23.75	23.75
5 Yr	18.38	20.30
3 Yr	14.58	20.00
10 Yr	21.75	24.85

## Market Value YTD



## Nominal Value YTD



**K72.1M**

Total Nominal Value

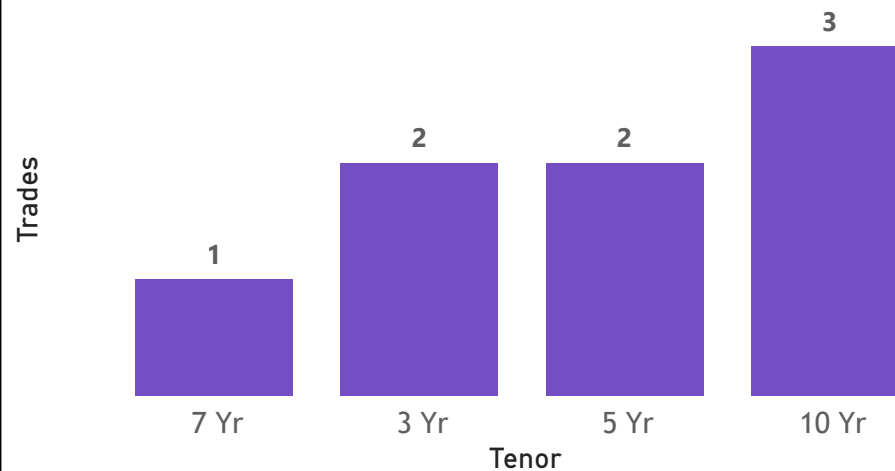
**K54.4M**

Total Market Value

**8**

Number of Trades

## No. of Trades by Tenor



## Primary Market November 24 2023 Auction

Tenor	CUT- OFF YIELD RATE	COUPON RATES	Range of Successful Yield Rates
2 Years	17	9	9.0000-17.0000
15 Years	26.95	14	15.0000-26.9500
10 Years	25.5	13	13.0000-25.5000
7 Years	24	12	19.0000-24.0000
5 Years	22.5	11	17.0000-22.5000
3 Years	22	10	17.0000-22.0000

\*Disclaimer: This content is prepared from information received by the Commission through third-party reports. The range of prices by tenor and range of yields by tenor are based on dealer submissions. The content is indicative and intended for informational purposes only and shall not in any way be deemed to be investment advice, guidance or recommendation of the SEC. Users are responsible for making investment decisions and are advised to obtain independent professional advice before acting on or using this

# GRZ Bonds Secondary Market Trade Summary Report

ISIN Code	Coupon Rate	Issue Date	Maturity Date	Trade Date/ Valuation Date	Years To Maturity	Nominal Value	Market Value	Min Trade Price	Max Trade Price	Min Yield	Max Yield
ZM1000005810	13	26/06/2023	26/06/2033	19/12/2023	9	K34,500,000.00	K21,971,877.00	57.42	57.42	24.85	24.85
ZM1000005398	12	22/08/2022	22/08/2029	15/12/2023	5	K20,000.00	K13,604.16	64.24	64.24	23.75	23.75
ZM1000003997	13	29/08/2016	17/12/2028	14/12/2023	3	K3,785,000.00	K3,036,344.37	80.22	80.22	21.85	21.85
ZM1000003997	13	17/12/2018	17/12/2028	12/12/2023	5	K3,726,000.00	K2,999,701.08	80.51	80.51	21.75	21.75
ZM1000004839	11	23/07/2021	22/07/2026	23/07/2021	2	K25,000,000.00	K21,824,287.67	82.20	82.20	20.30	20.30
ZM1000005877	10	21/08/2023	21/08/2026	19/12/2023	2	K3,700,000.00	K3,080,823.50	79.98	79.98	20.00	20.00
ZM1000005075	11	27/12/2021	27/12/2026	12/12/2023	3	K56,000.00	K49,576.59	88.53	88.53	18.38	18.38
ZM1000004649	10	25/01/2021	25/01/2024	15/12/2023	0	K1,350,000.00	K1,395,200.81	99.43	99.43	14.58	14.58

Disclaimer: This content is prepared from information received by the Commission through third-party reports. The content is indicative and intended for informational purposes only and shall not in any way be deemed to be investment advice, guidance or recommendation of the SEC. Users are responsible for making investment decisions and are advised to obtain independent professional advice before acting on or using this information.