



SECURITIES AND EXCHANGE COMMISSION
Protecting Investors in the Capital Markets

Date

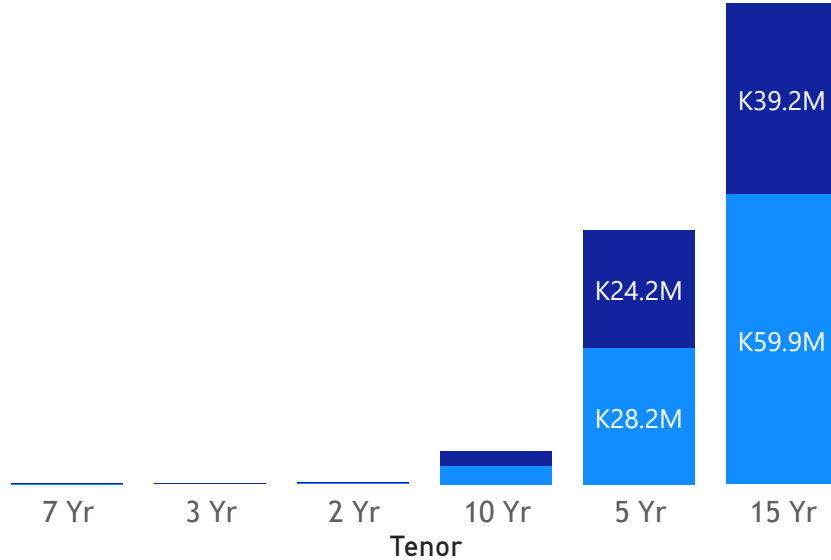
Thursday, 14 December 2023

GRZ Bonds Secondary Market Trade Summary Report

Consideration and Nominal Value

● Nominal Value ● Market Value

Nominal Value and Market Value



Range of Trade Prices (ZMW)*

Tenor	Min	Max
7 Yr	74.17	74.17
5 Yr	67.87	82.20
3 Yr	98.64	98.64
2 Yr	85.95	85.95
15 Yr	60.51	100.19
10 Yr	80.22	80.22

Range of Yields Rates*

Tenor	Min	Max
7 Yr	21.20	21.20
5 Yr	20.30	24.00
3 Yr	18.00	18.00
2 Yr	29.22	29.22
15 Yr	17.21	24.75
10 Yr	21.85	21.85

K92.4M

Total Nominal Value

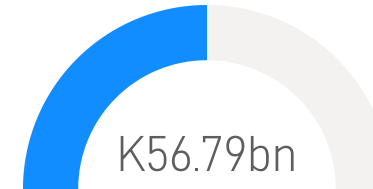
K66.8M

Total Market Value

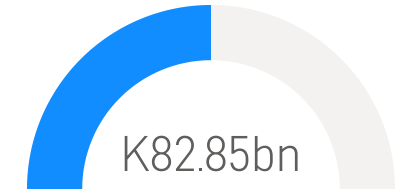
15

Number of Trades

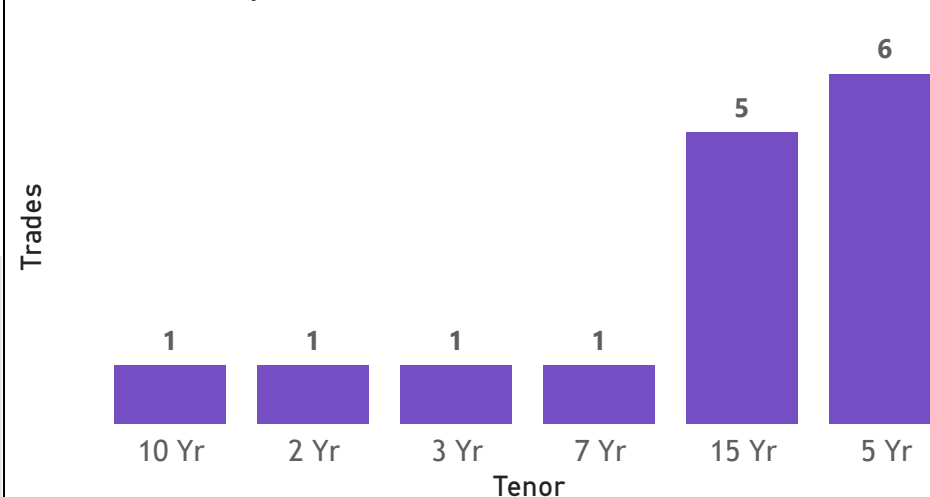
Market Value YTD



Nominal Value YTD



No. of Trades by Tenor



Primary Market November 24 2023 Auction

Tenor	CUT- OFF YIELD RATE	COUPON RATES	Range of Successful Yield Rates
2 Years	17	9	9.0000-17.0000
15 Years	26.95	14	15.0000-26.9500
10 Years	25.5	13	13.0000-25.5000
7 Years	24	12	19.0000-24.0000
5 Years	22.5	11	17.0000-22.5000
3 Years	22	10	17.0000-22.0000

*Disclaimer: This content is prepared from information received by the Commission through third-party reports. The range of prices by tenor and range of yields by tenor are based on dealer submissions. The content is indicative and intended for informational purposes only and shall not in any way be deemed to be investment advice, guidance or recommendation of the SEC. Users are responsible for making investment decisions and are advised to obtain independent professional advice before acting on or using this

GRZ Bonds Secondary Market Trade Summary Report

ISIN Code	Coupon Rate	Issue Date	Maturity Date	Trade Date/ Valuation Date	Years To Maturity	Nominal Value	Market Value	Min Trade Price	Max Trade Price	Min Yield	Max Yield
ZM1000005380	9	22/08/2022	22/08/2024	25/10/2023	0	K200,000.00	K175,056.56	85.95	85.95	29.22	29.22
ZM1000003062	14	21/11/2016	21/11/2031	21/11/2016	7	K32,478,000.00	K20,853,731.40	63.33	63.33	24.75	24.75
ZM1000003062	14	21/11/2016	21/11/2031	21/11/2031	7	K25,000,000.00	K16,052,197.95	63.33	63.33	24.75	24.75
ZM1000005976	14	30/10/2023	30/10/2038	11/12/2023	15	K429,000.00	K259,577.30	60.51	60.51	24.36	24.36
ZM1000005075	11	27/12/2021	27/12/2026	04/12/2023	3	K500,000.00	K388,277.09	77.66	77.66	24.00	24.00
ZM1000005885	11	21/08/2023	20/08/2028	21/08/2023	4	K1,180,000.00	K841,387.20	67.87	67.87	22.38	22.38
ZM1000003997	13	17/12/2018	17/12/2028	11/12/2023	5	K3,785,000.00	K3,036,344.37	80.22	80.22	21.85	21.85
ZM1000005000	12	01/11/2021	01/11/2028	11/12/2023	5	K134,000.00	K99,387.80	74.17	74.17	21.20	21.20
ZM1000005885	11	21/08/2023	21/08/2028	11/12/2023	3	K1,549,000.00	K1,169,770.00	75.52	75.52	20.54	20.54
ZM1000004839	11	23/07/2021	22/07/2026	23/07/2021	2	K25,000,000.00	K21,824,287.67	82.20	82.20	20.30	20.30
ZM1000004821	10	28/06/2021	28/06/2024	02/11/2023	0	K140,000.00	K138,099.72	98.64	98.64	18.00	18.00
ZM1000001512	14	22/08/2011	18/08/2026	11/12/2023	3	K1,996,000.00	K1,999,704.88	100.19	100.19	17.21	17.21

Disclaimer: This content is prepared from information received by the Commission through third-party reports. The content is indicative and intended for informational purposes only and shall not in any way be deemed to be investment advice, guidance or recommendation of the SEC. Users are responsible for making investment decisions and are advised to obtain independent professional advice before acting on or using this information.