



SECURITIES AND EXCHANGE COMMISSION
Protecting Investors in the Capital Markets

Date

< Wednesday, 13 December 2023 >

K104.6M

Total Nominal Value

K74.4M

Total Market Value

24

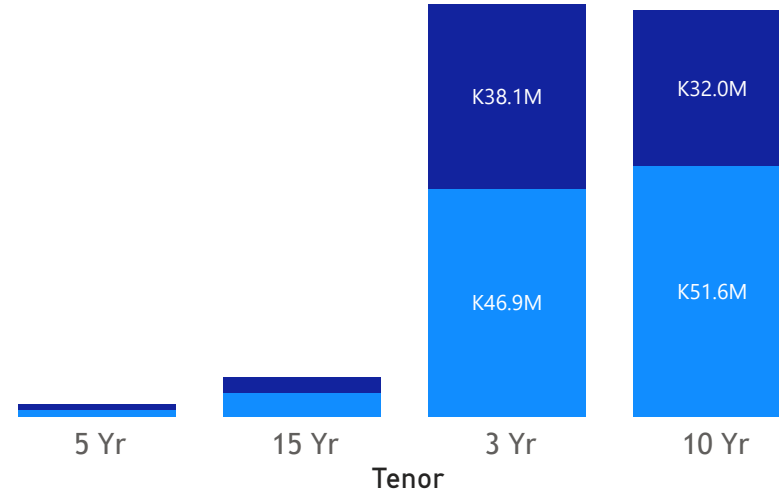
Number of Trades

GRZ Bonds Secondary Market Trade Summary Report

Consideration and Nominal Value

● Nominal Value ● Market Value

Nominal Value and Market Value



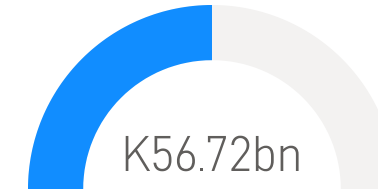
Range of Trade Prices (ZMW)*

Tenor	Min	Max
5 Yr	63.24	87.66
3 Yr	63.06	90.84
15 Yr	60.43	75.48
10 Yr	55.04	93.74

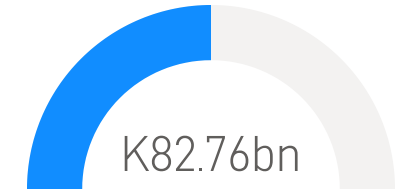
Range of Yields Rates*

Tenor	Min	Max
5 Yr	18.75	24.34
3 Yr	18.35	24.40
15 Yr	20.54	24.36
10 Yr	17.77	26.00

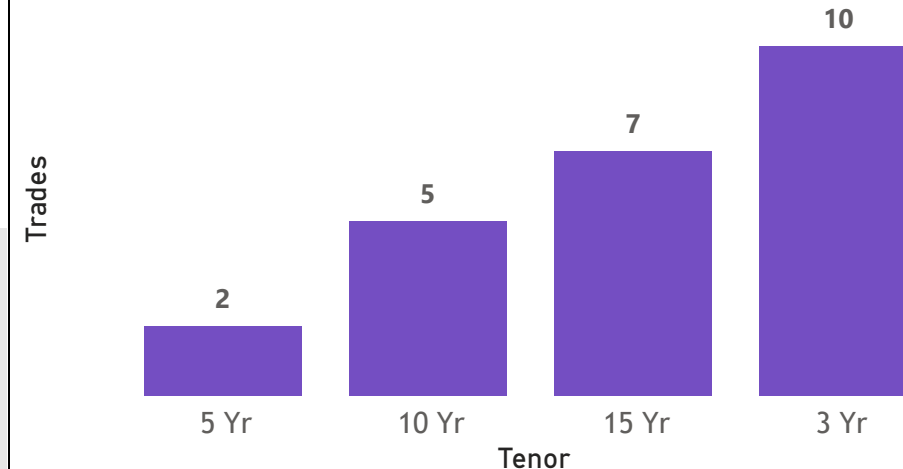
Market Value YTD



Nominal Value YTD



No. of Trades by Tenor



Primary Market January 22 2024 Auction

Tenor	Cut- Off Yield Rate	Coupon Rates	Range of Successful Yield Rates
2 Years	17.00	17	14.0000-17.0000
3 Years	22.00	20	20.0000-20.0000
5 Years	22.50	22	21.5000-22.0000
7 Years	23.00	23	21.5000-23.0000
10 Years	25.50	25	10.0000-24.97000
15 Years	26.70	26	11.0000-26.5000

*Disclaimer: This content is prepared from information received by the Commission through third-party reports. The range of prices by tenor and range of yields by tenor are based on dealer submissions. The content is indicative and intended for informational purposes only and shall not in any way be deemed to be investment advice, guidance or recommendation of the SEC. Users are responsible for making investment decisions and are advised to obtain independent professional advice before acting on or using this

GRZ Bonds Secondary Market Trade Summary Report

ISIN Code	Coupon Rate	Issue Date	Maturity Date	Trade Date/ Valuation Date	Years To Maturity	Nominal Value	Market Value	Min Trade Price	Max Trade Price	Min Yield	Max Yield
ZM1000005877	10	02/10/2023	02/10/2026	12/07/2023	3	K1,903,000.00	K1,199,945.15	63.06	63.06	24.40	24.40
ZM1000005877	10	02/10/2023	02/10/2026	22/11/2023	3	K45,000,000.00	K36,844,529.17	81.88	81.88	20.25	20.25
ZM1000005695	13	04/03/2023	04/03/2033	14/12/2023	9	K425,000.00	K244,817.78	55.04	55.04	26.00	26.00
ZM1000003120	14	05/12/2016	05/12/2031	13/12/2023	8	K76,306.00	K49,999.40	65.53	65.53	24.00	24.00
ZM1000003997	13	17/12/2018	17/12/2028	29/11/2023	3	K126,000.00	K103,493.39	82.14	82.14	20.80	20.80
ZM1000005455	13	19/09/2022	19/09/2032	15/12/2023	8	K65,000.00	K38,970.06	56.86	56.86	25.50	25.50
ZM1000005919	14	21/08/2023	21/08/2038	08/12/2023	15	K3,698,000.00	K2,549,409.03	63.24	75.48	20.54	24.34
ZM1000005182	10	23/03/2022	23/03/2025	15/12/2023	2	K6,000.00	K5,587.07	90.84	90.84	18.35	18.35
ZM1000005885	11	21/08/2023	24/07/2028	08/12/2023	3	K169,000.00	K106,881.35	63.24	63.24	24.34	24.34
ZM1000005810	13	26/06/2023	26/06/2033	31/10/2023	10	K50,000,000.00	K30,684,743.84	61.37	61.37	25.00	25.00
ZM1000005075	11	27/12/2021	27/12/2026	12/12/2023	3	K1,140,000.00	K999,366.34	87.66	87.66	18.75	18.75
ZM1000002999	13	29/08/2016	29/08/2026	12/12/2023	3	K960,000.00	K899,858.17	93.74	93.74	17.77	17.77
ZM1000005976	14	30/11/2023	30/11/2038	12/07/2023	15	K546,000.00	K329,954.98	60.43	60.43	24.36	24.36
ZM1000005976	14	30/11/2023	30/11/2038	24/11/2023	15	K496,000.00	K299,762.98	60.44	60.44	24.16	24.16