



**SECURITIES AND EXCHANGE COMMISSION**  
Protecting Investors in the Capital Markets

Date

< Tuesday, 12 December 2023 >

**K229.1M**

Total Nominal Value

**K170.8M**

Total Market Value

**24**

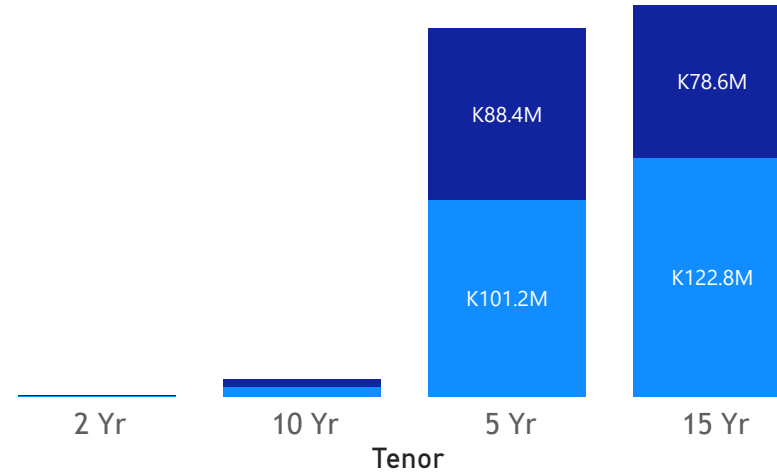
Number of Trades

# GRZ Bonds Secondary Market Trade Summary Report

## Consideration and Nominal Value

● Nominal Value ● Market Value

Nominal Value and Market Value




## Range of Trade Prices (ZMW)\*

Tenor	Min	Max
5 Yr	73.09	87.66
2 Yr	90.27	90.27
15 Yr	59.35	85.67
10 Yr	61.86	93.74

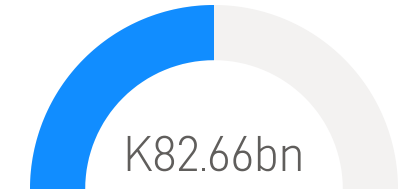
## Range of Yields Rates\*

Tenor	Min	Max
5 Yr	18.75	20.72
2 Yr	21.50	21.50
15 Yr	22.37	26.00
10 Yr	17.77	23.30

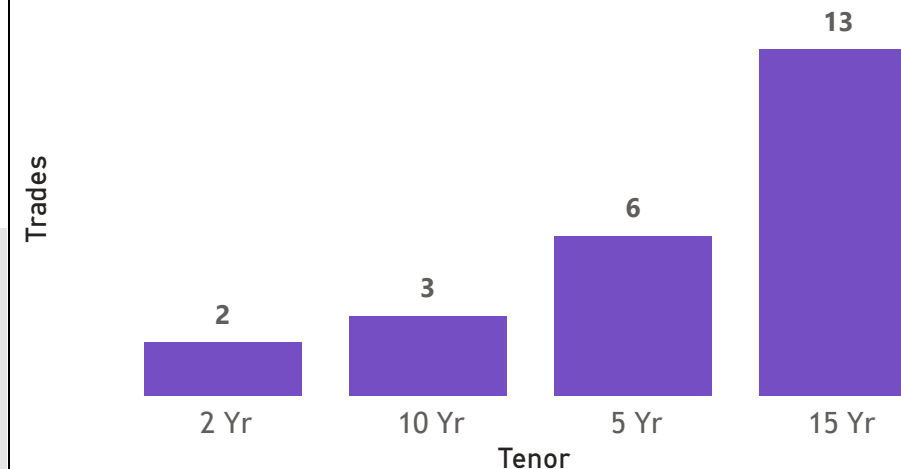
## Market Value YTD



## Nominal Value YTD



## No. of Trades by Tenor



## Primary Market January 22 2024 Auction

Tenor	Cut- Off Yield Rate	Coupon Rates	Range of Successful Yield Rates
2 Years	17.00	17	14.0000-17.0000
3 Years	22.00	20	20.0000-20.0000
5 Years	22.50	22	21.5000-22.0000
7 Years	23.00	23	21.5000-23.0000
10 Years	25.50	25	10.0000-24.97000
15 Years	26.70	26	11.0000-26.5000

\*Disclaimer: This content is prepared from information received by the Commission through third-party reports. The range of prices by tenor and range of yields by tenor are based on dealer submissions. The content is indicative and intended for informational purposes only and shall not in any way be deemed to be investment advice, guidance or recommendation of the SEC. Users are responsible for making investment decisions and are advised to obtain independent professional advice before acting on or using this

# GRZ Bonds Secondary Market Trade Summary Report

ISIN Code	Coupon Rate	Issue Date	Maturity Date	Trade Date/ Valuation Date	Years To Maturity	Nominal Value	Market Value	Min Trade Price	Max Trade Price	Min Yield	Max Yield
ZM1000005695	13	04/03/2023	04/03/2033	16/10/2023	1	K2,424,000.00	K1,499,541.65	61.86	61.86	23.30	23.30
ZM1000001637	14	21/11/2011	17/11/2026	12/06/2023	2	K351,000.00	K300,694.34	85.67	85.67	22.37	22.37
ZM1000005620	9	20/02/2023	20/02/2025	12/12/2023	2	K240,000.00	K216,648.18	90.27	90.27	21.50	21.50
ZM1000005919	14	21/08/2023	21/08/2038	07/12/2023	15	K1,903,000.00	K1,199,945.15	63.06	63.06	24.40	24.40
ZM1000005919	14	21/08/2023	21/08/2038	08/12/2023	15	K3,365,718.00	K2,000,002.50	59.39	59.39	26.00	26.00
ZM1000005919	14	21/08/2023	21/08/2038	12/12/2023	15	K1,683,984.00	K1,000,000.28	59.35	59.35	26.00	26.00
ZM1000003062	14	21/11/2016	21/11/2031	12/12/2023	8	K114,956,000.00	K73,811,858.70	64.22	64.22	24.75	24.75
ZM1000005315	11	27/06/2022	27/06/2027	27/06/2027	5	K70,000.00	K54,686.94	73.09	73.09	20.72	20.72
ZM1000005075	11	27/12/2021	27/12/2026	07/12/2023	3	K1,140,000.00	K999,366.34	87.66	87.66	18.75	18.75
ZM1000004839	11	28/06/2021	28/06/2026	12/12/2023	3	K100,000,000.00	K87,297,150.68	87.29	87.29	20.30	20.30
ZM1000002999	13	29/08/2016	29/08/2026	07/12/2023	3	K960,000.00	K899,858.17	93.74	93.74	17.77	17.77
ZM1000002999	13	29/08/2016	29/08/2026	12/11/2023	3	K1,421,000.00	K1,223,471.19	86.10	86.10	21.89	21.89
ZM1000005976	14	30/11/2023	30/11/2038	07/12/2023	15	K546,000.00	K329,954.98	60.43	60.43	24.36	24.36

Disclaimer: This content is prepared from information received by the Commission through third-party reports. The content is indicative and intended for informational purposes only and shall not in any way be deemed to be investment advice, guidance or recommendation of the SEC. Users are responsible for making investment decisions and are advised to obtain independent professional advice before acting on or using this information.