



SECURITIES AND EXCHANGE COMMISSION
Protecting Investors in the Capital Markets

Date

< Friday, 8 December 2023 >

K94.6M

Total Nominal Value

K64.3M

Total Market Value

17

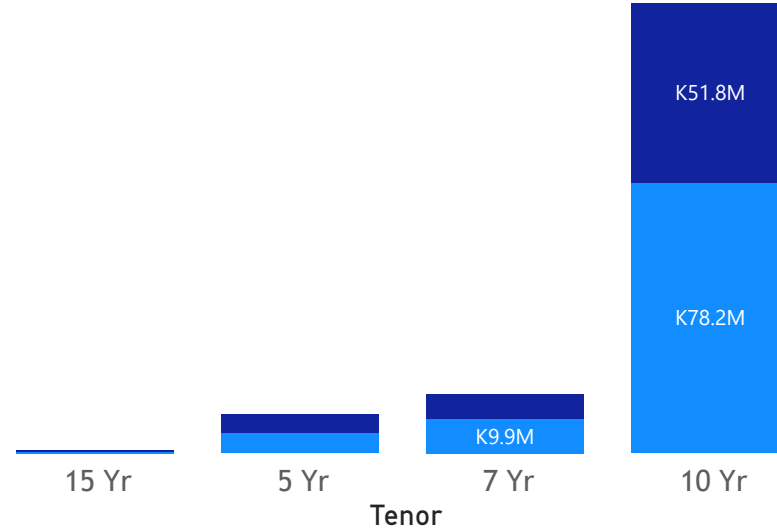
Number of Trades

GRZ Bonds Secondary Market Trade Summary Report

Consideration and Nominal Value

● Nominal Value ● Market Value

Nominal Value and Market Value



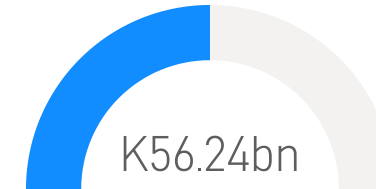
Range of Trade Prices (ZMW)*

Tenor	Min	Max
7 Yr	70.16	70.58
5 Yr	75.75	96.41
15 Yr	62.41	62.41
10 Yr	55.62	97.13

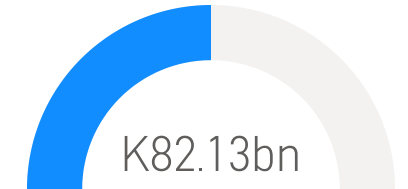
Range of Yields Rates*

Tenor	Min	Max
7 Yr	22.20	22.25
5 Yr	16.50	20.50
15 Yr	24.60	24.60
10 Yr	20.83	27.35

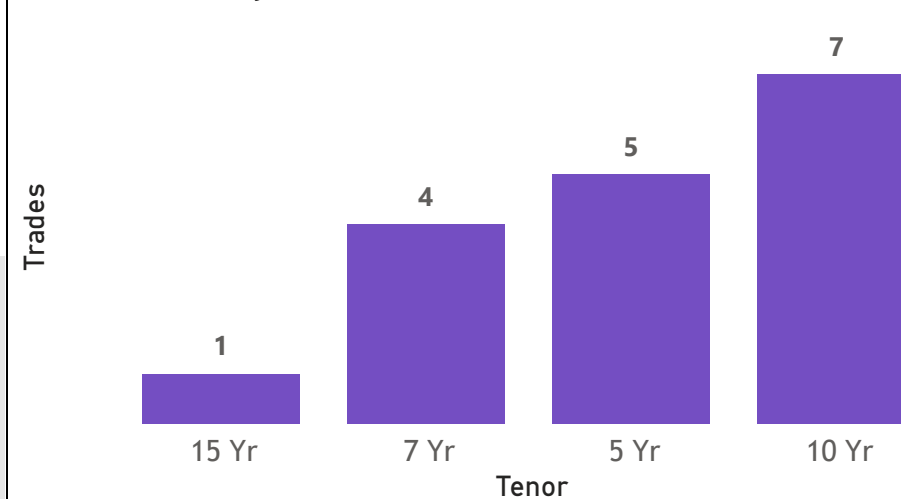
Market Value YTD



Nominal Value YTD



No. of Trades by Tenor



Primary Market January 22 2024 Auction

Tenor	Cut- Off Yield Rate	Coupon Rates	Range of Successful Yield Rates
2 Years	17.00	17	14.0000-17.0000
3 Years	22.00	20	20.0000-20.0000
5 Years	22.50	22	21.5000-22.0000
7 Years	23.00	23	21.5000-23.0000
10 Years	25.50	25	10.0000-24.97000
15 Years	26.70	26	11.0000-26.5000

*Disclaimer: This content is prepared from information received by the Commission through third-party reports. The range of prices by tenor and range of yields by tenor are based on dealer submissions. The content is indicative and intended for informational purposes only and shall not in any way be deemed to be investment advice, guidance or recommendation of the SEC. Users are responsible for making investment decisions and are advised to obtain independent professional advice before acting on or using this

GRZ Bonds Secondary Market Trade Summary Report

ISIN Code	Coupon Rate	Issue Date	Maturity Date	Trade Date/ Valuation Date	Years To Maturity	Nominal Value	Market Value	Min Trade Price	Max Trade Price	Min Yield	Max Yield
ZM1000005901	13	21/08/2023	21/08/2033	12/05/2023	10	K118,000.00	K69,212.90	58.65	58.65	25.85	25.85
ZM1000005901	13	21/08/2023	21/08/2033	12/07/2023	10	K1,695,000.00	K1,052,525.78	55.62	62.48	24.21	27.35
ZM1000005901	13	21/08/2023	21/08/2033	21/08/2023	9	K75,000,000.00	K49,352,696.92	59.96	59.96	24.65	24.65
ZM1000005919	14	21/08/2023	21/08/2038	05/12/2023	15	K480,000.00	K299,555.15	62.41	62.41	24.60	24.60
ZM1000002197	13	27/05/2014	24/05/2024	05/12/2023	1	K572,000.00	K555,604.93	97.13	97.13	20.91	20.91
ZM1000002197	13	27/05/2014	24/05/2024	12/01/2023	1	K729,000.00	K707,606.02	97.07	97.07	20.83	20.83
ZM1000005885	11	21/08/2023	24/07/2028	05/12/2023	3	K2,376,000.00	K1,799,815.99	75.75	75.75	20.34	20.34
ZM1000004656	11	25/01/2021	25/01/2026	05/12/2023	3	K375,000.00	K330,964.61	88.26	88.26	20.50	20.50
ZM1000005810	13	26/06/2023	26/06/2033	28/11/2023	10	K52,000.00	K31,651.72	60.87	60.87	23.47	23.47
ZM1000004334	11	27/04/2020	27/04/2025	12/07/2023	2	K1,187,000.00	K1,075,841.21	90.64	90.64	20.08	20.08
ZM1000004433	11	27/07/2020	27/07/2025	08/12/2023	2	K2,072,420.00	K2,000,002.76	96.41	96.41	16.50	16.50
ZM1000005034	12	29/11/2021	29/11/2028	08/12/2023	5	K7,510,644.00	K5,293,409.39	70.46	70.58	22.20	22.25
ZM1000005034	12	29/11/2021	29/11/2028	11/12/2023	4	K2,400,000.00	K1,693,368.49	70.16	70.16	22.20	22.20

Disclaimer: This content is prepared from information received by the Commission through third-party reports. The content is indicative and intended for informational purposes only and shall not in any way be deemed to be investment advice, guidance or recommendation of the SEC. Users are responsible for making investment decisions and are advised to obtain independent professional advice before acting on or using this information.