



SECURITIES AND EXCHANGE COMMISSION
Protecting Investors in the Capital Markets

Date

Thursday, 7 December 2023

K58.0M

Total Nominal Value

K34.9M

Total Market Value

13

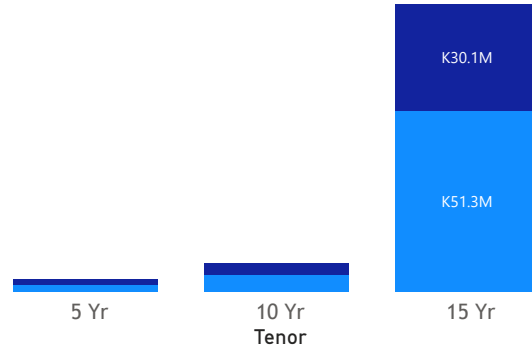
Number of Trades

GRZ Bonds Secondary Market Trade Summary Report

Consideration and Nominal Value

● Nominal Value ● Market Value

Nominal Value and Market Value



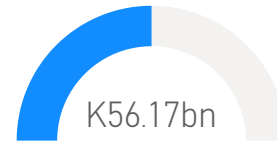
Range of Trade Prices (ZMW)*

Tenor	Min	Max
5 Yr	82.25	90.64
15 Yr	53.45	69.33
10 Yr	55.62	65.12


Range of Yields Rates*

Tenor	Min	Max
5 Yr	20.08	21.50
15 Yr	22.50	26.99
10 Yr	24.21	27.35

Market Value YTD

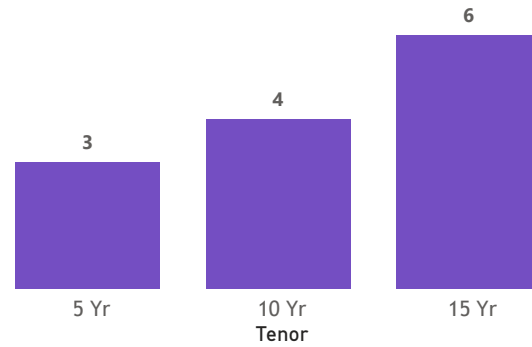


Nominal Value YTD



No. of Trades by Tenor

Trades



Primary Market January 22 2024 Auction

Tenor	Cut- Off Yield Rate	Coupon Rates	Range of Successful Yield Rates
2 Years	17.00	17	14.0000-17.0000
3 Years	22.00	20	20.0000-20.0000
5 Years	22.50	22	21.5000-22.0000
7 Years	23.00	23	21.5000-23.0000
10 Years	25.50	25	10.0000-24.97000
15 Years	26.70	26	11.0000-26.5000

*Disclaimer: This content is prepared from information received by the Commission through third-party reports. The range of prices by tenor and range of yields by tenor are based on dealer submissions. The content is indicative and intended for informational purposes only and shall not in any way be deemed to be investment advice, guidance or recommendation of the SEC. Users are responsible for making investment decisions and are advised to obtain independent professional advice before acting on or using this

GRZ Bonds Secondary Market Trade Summary Report

ISIN Code	Coupon Rate	Issue Date	Maturity Date	Trade Date/ Valuation Date	Years To Maturity	Nominal Value	Market Value	Min Trade Price	Max Trade Price	Min Yield	Max Yield
ZM1000003120	14	05/12/2016	05/12/2031	07/12/2023	8	K144,266.00	K99,999.76	69.33	69.33	22.50	22.50
ZM1000005901	13	21/08/2023	21/08/2033	05/12/2023	10	K1,695,000.00	K1,052,525.78	55.62	62.48	24.21	27.35
ZM1000005919	14	21/08/2023	21/08/2038	07/12/2023	15	K1,027,000.00	K587,256.28	57.15	57.15	26.95	26.95
ZM1000003872	14	23/04/2018	23/04/2033	05/12/2023	10	K86,200.00	K49,984.39	57.99	57.99	26.99	26.99
ZM1000005851	14	24/07/2023	24/07/2038	24/07/2023	14	K50,000,000.00	K29,335,719.18	53.46	53.45	26.75	26.75
ZM1000004334	11	27/04/2020	27/04/2025	05/12/2023	2	K1,187,000.00	K1,075,841.21	90.64	90.64	20.08	20.08
ZM1000005075	11	27/12/2021	27/12/2026	07/12/2023	3	K714,000.00	K587,256.90	82.25	82.25	21.50	21.50
ZM1000005091	13	27/12/2021	27/12/2031	07/12/2023	8	K3,180,162.00	K2,070,967.46	65.12	65.12	25.00	25.00