



**SECURITIES AND EXCHANGE COMMISSION**  
Protecting Investors in the Capital Markets

Date

Monday, 4 December 2023

**K171.8M**

Total Nominal Value

**K107.8M**

Total Market Value

**23**

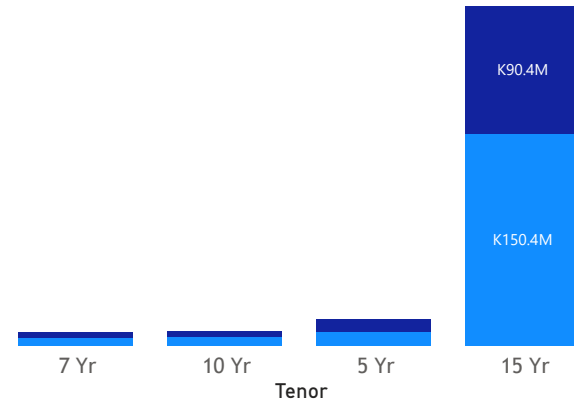
Number of Trades

# GRZ Bonds Secondary Market Trade Summary Report

## Consideration and Nominal Value

● Nominal Value ● Market Value

Nominal Value and Market Value




## Range of Trade Prices (ZMW)\*

Tenor	Min	Max
7 Yr	72.64	77.28
5 Yr	75.59	97.42
15 Yr	58.63	64.65
10 Yr	56.44	96.92

## Range of Yields Rates\*

Tenor	Min	Max
7 Yr	21.15	21.45
5 Yr	14.56	20.48
15 Yr	24.13	26.21
10 Yr	20.42	25.25

## Market Value YTD

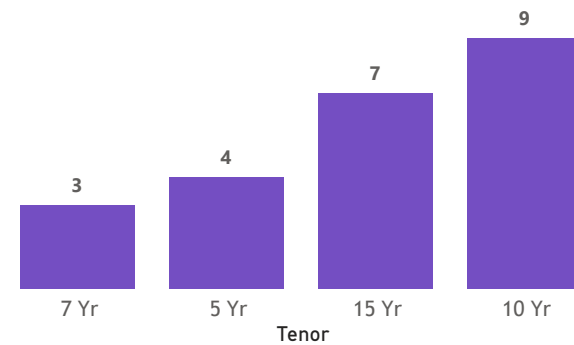


## Nominal Value YTD



## No. of Trades by Tenor

Trades



## Primary Market January 22 2024 Auction

Tenor	Cut- Off Yield Rate	Coupon Rates	Range of Successful Yield Rates
2 Years	17.00	17	14.0000-17.0000
3 Years	22.00	20	20.0000-20.0000
5 Years	22.50	22	21.5000-22.0000
7 Years	23.00	23	21.5000-23.0000
10 Years	25.50	25	10.0000-24.97000
15 Years	26.70	26	11.0000-26.5000

\*Disclaimer: This content is prepared from information received by the Commission through third-party reports. The range of prices by tenor and range of yields by tenor are based on dealer submissions. The content is indicative and intended for informational purposes only and shall not in any way be deemed to be investment advice, guidance or recommendation of the SEC. Users are responsible for making investment decisions and are advised to obtain independent professional advice before acting on or using this

# GRZ Bonds Secondary Market Trade Summary Report

ISIN Code	Coupon Rate	Issue Date	Maturity Date	Trade Date/ Valuation Date	Years To Maturity	Nominal Value	Market Value	Min Trade Price	Max Trade Price	Min Yield	Max Yield
ZM1000005695	13	04/03/2023	04/03/2033	28/11/2023	1	K487,000.00	K297,978.11	61.19	61.19	24.21	24.21
ZM1000003112	13	05/12/2016	05/12/2026	29/11/2023	1	K331,000.00	K299,218.67	90.40	90.40	20.42	20.42
ZM1000003351	13	18/12/2017	18/12/2027	29/11/2023	4	K58,000.00	K49,688.18	85.67	85.67	20.66	20.66
ZM1000005919	14	21/08/2023	21/08/2038	04/12/2023	15	K142,389,650.00	K85,562,940.79	58.63	60.95	25.17	26.21
ZM1000005919	14	21/08/2023	21/08/2038	29/11/2023	15	K664,000.00	K409,445.27	60.59	63.41	24.13	25.30
ZM1000003062	14	21/11/2016	21/11/2031	29/11/2023	15	K706,000.00	K456,442.63	64.65	64.65	24.40	24.40
ZM1000004730	12	22/03/2021	22/03/2028	29/11/2023	5	K64,000.00	K49,462.08	77.28	77.28	21.15	21.15
ZM1000002197	13	27/05/2014	24/05/2024	28/11/2023	1	K186,000.00	K180,269.56	96.92	96.92	20.58	20.58
ZM1000005885	11	21/08/2023	24/07/2028	29/11/2023	3	K66,000.00	K49,888.86	75.59	75.59	20.34	20.34
ZM1000004656	11	25/01/2021	25/01/2026	29/11/2023	3	K1,306,000.00	K1,147,497.28	87.86	87.86	20.48	20.48
ZM1000004656	11	25/01/2021	25/01/2026	30/11/2023	3	K7,689,000.00	K7,490,810.97	97.42	97.42	14.56	14.56
ZM1000004672	13	25/01/2021	25/01/2031	27/11/2023	8	K608,000.00	K449,774.11	73.98	73.98	21.55	21.55
ZM1000005802	12	26/06/2023	26/06/2030	12/01/2023	7	K5,495,000.00	K3,999,367.74	72.64	73.20	21.24	21.45
ZM1000005810	13	26/06/2023	26/06/2033	04/12/2023	10	K2,107,240.00	K1,399,744.26	66.42	66.42	23.50	23.50
ZM1000005810	13	26/06/2023	26/06/2033	04/12/2023	11	K1,249,000.00	K777,424.81	62.24	62.24	25.25	25.25
ZM1000005810	13	26/06/2023	26/06/2033	12/06/2023	9	K1,249,000.00	K777,424.81	56.44	56.44	25.25	25.25
ZM1000005075	11	27/12/2021	27/12/2026	12/01/2023	3	K519,000.00	K449,943.45	86.69	86.69	19.00	19.00
ZM1000005976	14	30/11/2023	30/11/2038	28/11/2023	15	K6,610,000.00	K3,999,823.19	60.51	60.51	24.16	24.16

Disclaimer: This content is prepared from information received by the Commission through third-party reports. The content is indicative and intended for informational purposes only and shall not in any way be deemed to be investment advice, guidance or recommendation of the SEC. Users are responsible for making investment decisions and are advised to obtain independent professional advice before acting on or using this information.