



SECURITIES AND EXCHANGE COMMISSION
Protecting Investors in the Capital Markets

Date

< Friday, 1 December 2023 >

K12.4M

Total Nominal Value

K8.4M

Total Market Value

17

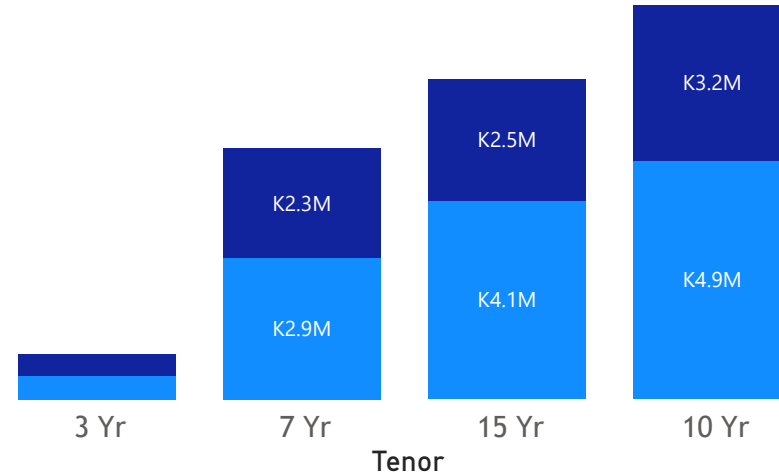
Number of Trades

GRZ Bonds Secondary Market Trade Summary Report

Consideration and Nominal Value

● Nominal Value ● Market Value

Nominal Value and Market Value




Range of Trade Prices (ZMW)*

Tenor	Min	Max
7 Yr	67.93	100.66
3 Yr	56.29	56.29
15 Yr	53.21	76.77
10 Yr	64.90	66.46

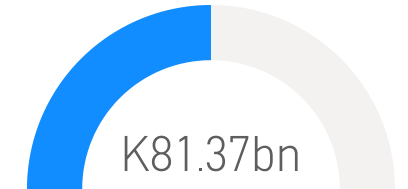
Range of Yields Rates*

Tenor	Min	Max
7 Yr	19.63	21.34
3 Yr	20.60	20.60
15 Yr	22.16	26.93
10 Yr	22.58	23.12

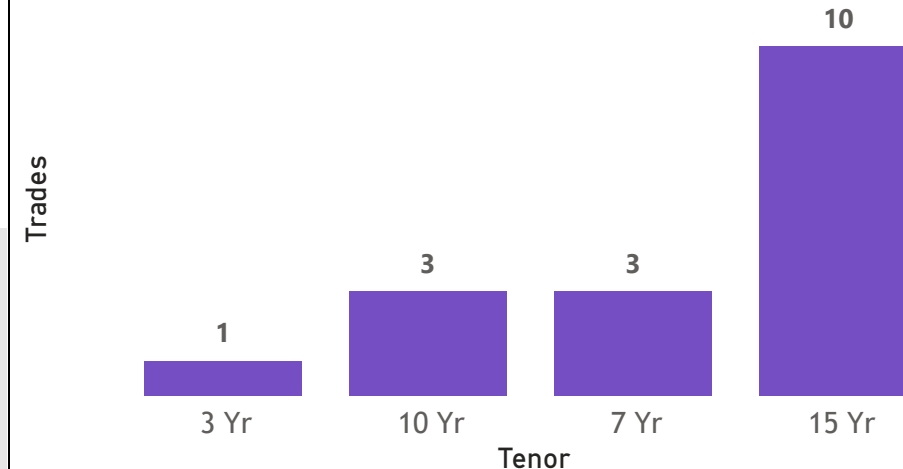
Market Value YTD



Nominal Value YTD



No. of Trades by Tenor



Primary Market January 22 2024 Auction

Tenor	Cut- Off Yield Rate	Coupon Rates	Range of Successful Yield Rates
2 Years	17.00	17	14.0000-17.0000
3 Years	22.00	20	20.0000-20.0000
5 Years	22.50	22	21.5000-22.0000
7 Years	23.00	23	21.5000-23.0000
10 Years	25.50	25	10.0000-24.97000
15 Years	26.70	26	11.0000-26.5000

*Disclaimer: This content is prepared from information received by the Commission through third-party reports. The range of prices by tenor and range of yields by tenor are based on dealer submissions. The content is indicative and intended for informational purposes only and shall not in any way be deemed to be investment advice, guidance or recommendation of the SEC. Users are responsible for making investment decisions and are advised to obtain independent professional advice before acting on or using this



GRZ Bonds Secondary Market Trade Summary Report

ISIN Code	Coupon Rate	Issue Date	Maturity Date	Trade Date/ Valuation Date	Years To Maturity	Nominal Value	Market Value	Min Trade Price	Max Trade Price	Min Yield	Max Yield
ZM1000004383	14	01/06/2020	01/06/2035	29/11/2023	3	K901,000.00	K625,281.50	69.38	69.42	23.60	24.16
ZM1000005000	12	01/11/2021	01/11/2028	29/11/2023	5	K701,000.00	K524,489.94	74.82	74.82	20.68	20.68
ZM1000003245	12	05/07/2017	05/07/2024	22/11/2023	2	K734,000.00	K738,816.34	100.66	100.66	19.63	19.63
ZM1000003120	14	05/12/2016	05/12/2031	29/11/2023	8	K586,000.00	K449,897.05	76.77	76.77	22.16	22.16
ZM1000005455	13	19/09/2022	19/09/2032	24/11/2023	9	K300,000.00	K199,366.70	66.46	66.46	22.58	22.58
ZM1000005901	13	21/08/2023	21/08/2033	29/11/2023	10	K4,622,000.00	K2,999,717.00	64.90	64.90	23.12	23.12
ZM1000005919	14	21/08/2023	21/08/2038	01/12/2023	15	K470,848.00	K278,087.44	59.03	59.04	26.00	26.00
ZM1000004508	14	24/08/2020	24/08/2035	01/12/2023	12	K286,800.00	K169,373.06	58.99	58.99	26.50	26.50
ZM1000006032	14	27/11/2023	27/11/2038	01/12/2023	15	K1,850,000.00	K981,556.36	53.21	53.21	26.93	26.93
ZM1000005067	10	27/12/2021	27/12/2024	10/05/2022	4	K476,000.00	K449,333.41	56.29	56.29	20.60	20.60
ZM1000005968	12	30/11/2023	30/11/2030	29/11/2023	7	K1,472,000.00	K999,882.52	67.93	67.93	21.34	21.34

Disclaimer: This content is prepared from information received by the Commission through third-party reports. The content is indicative and intended for informational purposes only and shall not in any way be deemed to be investment advice, guidance or recommendation of the SEC. Users are responsible for making investment decisions and are advised to obtain independent professional advice before acting on or using this information.