



**SECURITIES AND EXCHANGE COMMISSION**  
Protecting Investors in the Capital Markets

Date

Thursday, 30 November 2023

**K508.6M**

Total Nominal Value

**K301.3M**

Total Market Value

**48**

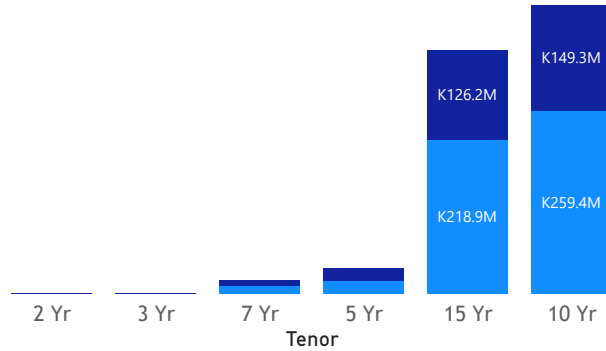
Number of Trades

# GRZ Bonds Secondary Market Trade Summary Report

## Consideration and Nominal Value

● Nominal Value ● Market Value

Nominal Value and Market Value



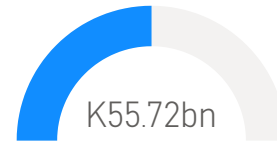
## Range of Trade Prices (ZMW)\*

Tenor	Min	Max
7 Yr	67.85	100.60
5 Yr	68.02	97.42
3 Yr	84.13	84.13
2 Yr	87.49	87.49
15 Yr	53.06	76.69
10 Yr	55.45	73.98

## Range of Yields Rates\*

Tenor	Min	Max
7 Yr	20.23	60.00
5 Yr	14.56	23.00
3 Yr	20.51	20.51
2 Yr	20.00	20.00
15 Yr	22.16	26.93
10 Yr	20.45	25.50

## Market Value YTD

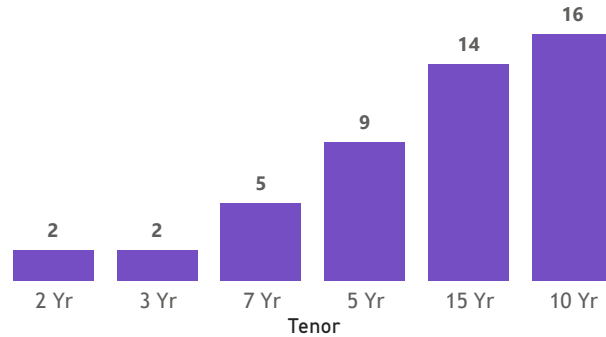


## Nominal Value YTD



## No. of Trades by Tenor

Trades



## Primary Market January 22 2024 Auction

Tenor	Cut- Off Yield Rate	Coupon Rates	Range of Successful Yield Rates
2 Years	17.00	17	14.0000-17.0000
3 Years	22.00	20	20.0000-20.0000
5 Years	22.50	22	21.5000-22.0000
7 Years	23.00	23	21.5000-23.0000
10 Years	25.50	25	10.0000-24.97000
15 Years	26.70	26	11.0000-26.5000

\*Disclaimer: This content is prepared from information received by the Commission through third-party reports. The range of prices by tenor and range of yields by tenor are based on dealer submissions. The content is indicative and intended for informational purposes only and shall not in any way be deemed to be investment advice, guidance or recommendation of the SEC. Users are responsible for making investment decisions and are advised to obtain independent professional advice before acting on or using this

# GRZ Bonds Secondary Market Trade Summary Report

ISIN Code	Coupon Rate	Issue Date	Maturity Date	Trade Date/ Valuation Date	Years To Maturity	Nominal Value	Market Value	Min Trade Price	Max Trade Price	Min Yield	Max Yield
ZM1000004383	14	01/06/2020	01/06/2035	27/11/2023	12	K829,000.00	K575,482.86	69.42	69.42	23.60	23.60
ZM1000005000	12	01/11/2021	01/11/2028	27/11/2023	5	K701,000.00	K524,772.98	74.86	74.86	20.68	20.68
ZM1000005653	9	04/03/2023	04/03/2025	23/11/2023	1	K46,000.00	K40,881.32	87.49	87.49	20.00	20.00
ZM1000005679	11	04/03/2023	04/03/2028	30/11/2023	1	K150,000.00	K104,650.23	68.02	68.02	23.00	23.00
ZM1000003120	14	05/12/2016	05/12/2031	27/11/2023	8	K260,000.00	K199,383.41	76.69	76.69	22.16	22.16
ZM1000003344	12	18/12/2017	18/12/2024	17/08/2022	9	K337,000.00	K299,581.60	88.90	88.90	20.23	20.23
ZM1000005901	13	21/08/2023	21/08/2033	27/11/2023	10	K3,855,000.00	K2,498,930.93	64.82	64.82	23.12	23.12
ZM1000005919	14	21/08/2023	21/08/2038	27/11/2023	15	K1,679,000.00	K1,060,021.61	63.13	63.13	24.13	24.13
ZM1000003047	12	21/11/2016	21/11/2023	17/08/2022	1	K298,000.00	K299,777.98	100.60	100.60	60.00	60.00
ZM1000003062	14	21/11/2016	21/11/2031	30/11/2023	8	K114,957,330.00	K70,390,477.04	61.24	61.24	25.85	25.85
ZM1000005182	10	23/03/2022	23/03/2025	17/08/2022	2	K593,000.00	K498,892.24	84.13	84.13	20.51	20.51
ZM1000004656	11	25/01/2021	25/01/2026	27/11/2023	3	K9,749,000.00	K9,490,420.49	97.07	97.42	14.56	14.70
ZM1000004656	11	25/01/2021	25/01/2026	31/10/2023	3	K8,090,000.00	K7,495,395.98	88.35	90.86	16.50	17.50
ZM1000004672	13	25/01/2021	25/01/2031	27/11/2023	8	K608,000.00	K449,774.11	73.98	73.98	21.55	21.55
ZM1000005810	13	26/06/2023	26/06/2033	04/12/2023	9	K3,690,000.00	K2,293,801.66	56.43	56.43	25.25	25.25
ZM1000005810	13	26/06/2023	26/06/2033	30/11/2023	10	K11,227,108.00	K7,293,794.48	62.16	66.34	23.50	25.50
ZM1000004334	11	27/04/2020	27/04/2025	14/11/2023	1	K36,000.00	K33,296.84	91.95	91.95	17.50	17.50
ZM1000006024	13	27/11/2023	27/11/2033	27/11/2023	10	K112,000,000.00	K62,336,180.46	55.45	55.86	25.30	25.48
ZM1000006024	13	27/11/2023	27/11/2033	28/11/2023	10	K28,000,000.00	K15,641,364.51	55.86	55.86	23.50	23.50
ZM1000006032	14	27/11/2023	27/11/2038	27/11/2023	15	K80,000,000.00	K42,596,762.56	53.06	53.43	26.75	26.93
ZM1000006032	14	27/11/2023	27/11/2038	28/11/2023	15	K20,000,000.00	K10,686,959.99	53.43	53.43	26.75	26.75
ZM1000005091	13	27/12/2021	27/12/2031	27/11/2023	8	K100,000,000.00	K58,771,410.96	58.77	58.77	20.45	20.45
ZM1000005968	12	30/11/2023	30/11/2030	27/11/2023	7	K10,315,000.00	K6,998,876.86	67.85	67.85	21.34	21.34

Disclaimer: This content is prepared from information received by the Commission through third-party reports. The content is indicative and intended for informational purposes only and shall not in any way be deemed to be investment advice, guidance or recommendation of the SEC. Users are responsible for making investment decisions and are advised to obtain independent professional advice before acting on or using this information.