



SECURITIES AND EXCHANGE COMMISSION
Protecting Investors in the Capital Markets

Date

< Tuesday, 28 November 2023 >

K23.6M

Total Nominal Value

K18.0M

Total Market Value

12

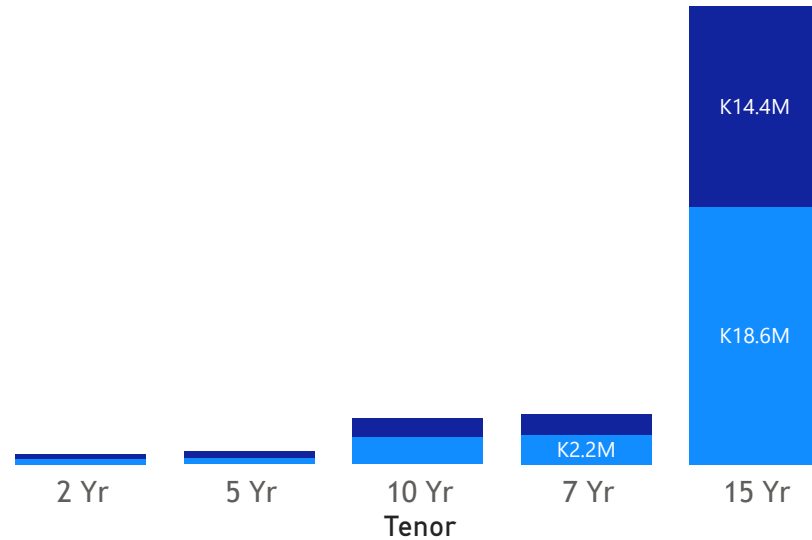
Number of Trades

GRZ Bonds Secondary Market Trade Summary Report

Consideration and Nominal Value

● Nominal Value ● Market Value

Nominal Value and Market Value



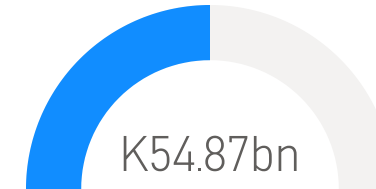
Range of Trade Prices (ZMW)*

Tenor	Min	Max
7 Yr	62.35	74.78
5 Yr	100.41	100.41
2 Yr	87.49	91.06
15 Yr	57.62	93.14
10 Yr	64.86	64.86

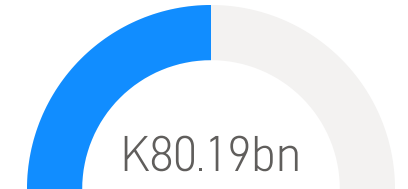
Range of Yields Rates*

Tenor	Min	Max
7 Yr	20.68	23.50
5 Yr	20.00	20.00
2 Yr	20.00	21.00
15 Yr	19.60	26.45
10 Yr	23.12	23.12

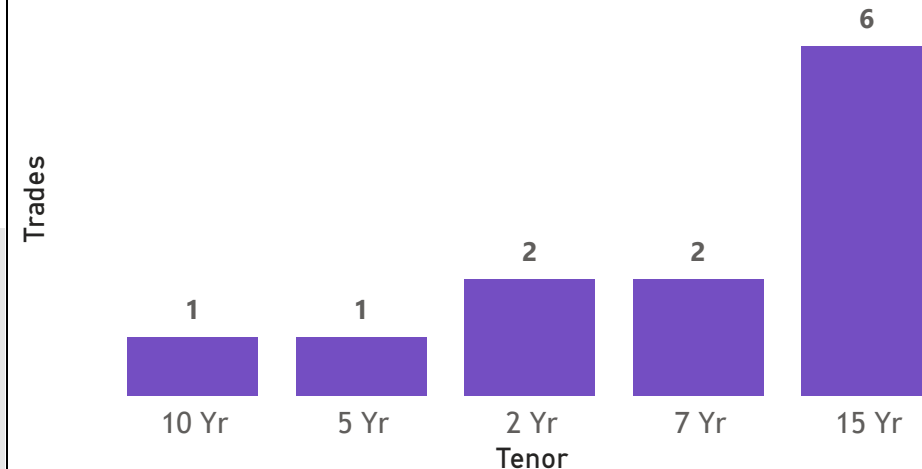
Market Value YTD



Nominal Value YTD



No. of Trades by Tenor



Primary Market January 22 2024 Auction

Tenor	Cut- Off Yield Rate	Coupon Rates	Range of Successful Yield Rates
2 Years	17.00	17	14.0000-17.0000
3 Years	22.00	20	20.0000-20.0000
5 Years	22.50	22	21.5000-22.0000
7 Years	23.00	23	21.5000-23.0000
10 Years	25.50	25	10.0000-24.97000
15 Years	26.70	26	11.0000-26.5000

*Disclaimer: This content is prepared from information received by the Commission through third-party reports. The range of prices by tenor and range of yields by tenor are based on dealer submissions. The content is indicative and intended for informational purposes only and shall not in any way be deemed to be investment advice, guidance or recommendation of the SEC. Users are responsible for making investment decisions and are advised to obtain independent professional advice before acting on or using this

GRZ Bonds Secondary Market Trade Summary Report

ISIN Code	Coupon Rate	Issue Date	Maturity Date	Trade Date/ Valuation Date	Years To Maturity	Nominal Value	Market Value	Min Trade Price	Max Trade Price	Min Yield	Max Yield
ZM1000005000	12	01/11/2021	01/11/2028	23/11/2023	5	K267,000.00	K199,662.52	74.78	74.78	20.68	20.68
ZM1000005653	9	04/03/2023	04/03/2025	23/11/2023	1	K23,000.00	K20,440.66	87.49	87.49	20.00	20.00
ZM1000003252	14	05/07/2017	05/07/2032	23/11/2023	9	K11,423,000.00	K2,999,419.34	70.61	70.61	23.68	23.68
ZM1000003120	14	05/12/2016	05/12/2031	23/11/2023	8	K5,290,000.00	K3,799,044.36	76.70	76.70	22.17	22.17
ZM1000004094	11	17/06/2019	17/06/2024	23/11/2023	1	K483,000.00	K484,987.38	100.41	100.41	20.00	20.00
ZM1000001140	14	22/11/2010	18/11/2025	23/11/2023	2	K736,000.00	K685,538.80	93.14	93.14	19.60	19.60
ZM1000005901	13	21/08/2023	21/08/2033	23/11/2023	10	K2,004,000.00	K1,299,835.03	64.86	64.86	23.12	23.12
ZM1000005919	14	21/08/2023	21/08/2038	28/11/2023	14	K77,000.00	K44,371.24	57.62	57.62	26.45	26.45
ZM1000005802	12	26/06/2023	26/06/2030	26/06/2023	6	K1,900,000.00	K1,280,843.46	62.35	62.35	23.50	23.50
ZM1000005976	14	30/11/2023	30/11/2038	23/11/2023	15	K1,042,000.00	K6,899,301.10	60.40	60.40	24.16	24.16
ZM1000005471	9	31/12/1899	31/12/1899	28/11/2023	0	K350,000.00	K318,720.74	91.06	91.06	21.00	21.00

Disclaimer: This content is prepared from information received by the Commission through third-party reports. The content is indicative and intended for informational purposes only and shall not in any way be deemed to be investment advice, guidance or recommendation of the SEC. Users are responsible for making investment decisions and are advised to obtain independent professional advice before acting on or using this information.