



SECURITIES AND EXCHANGE COMMISSION
Protecting Investors in the Capital Markets

Date

< Friday, 24 November 2023 >

K95.7M

Total Nominal Value

K64.6M

Total Market Value

15

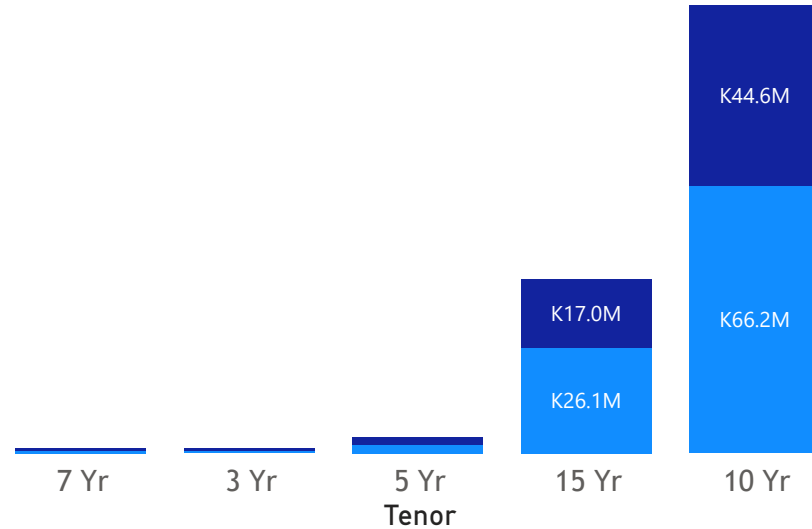
Number of Trades

GRZ Bonds Secondary Market Trade Summary Report

Consideration and Nominal Value

● Nominal Value ● Market Value

Nominal Value and Market Value



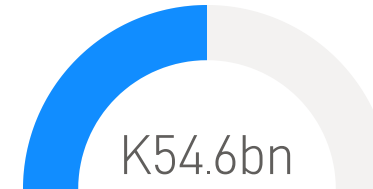
Range of Trade Prices (ZMW)*

Tenor	Min	Max
7 Yr	97.23	97.34
5 Yr	75.17	89.93
3 Yr	90.28	99.37
15 Yr	63.02	76.55
10 Yr	58.24	76.60

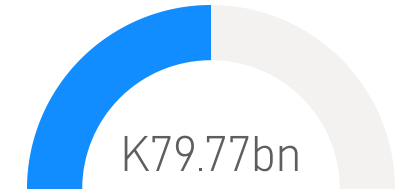
Range of Yields Rates*

Tenor	Min	Max
7 Yr	20.55	21.70
5 Yr	20.03	20.35
3 Yr	20.17	33.60
15 Yr	22.16	25.30
10 Yr	23.00	25.36

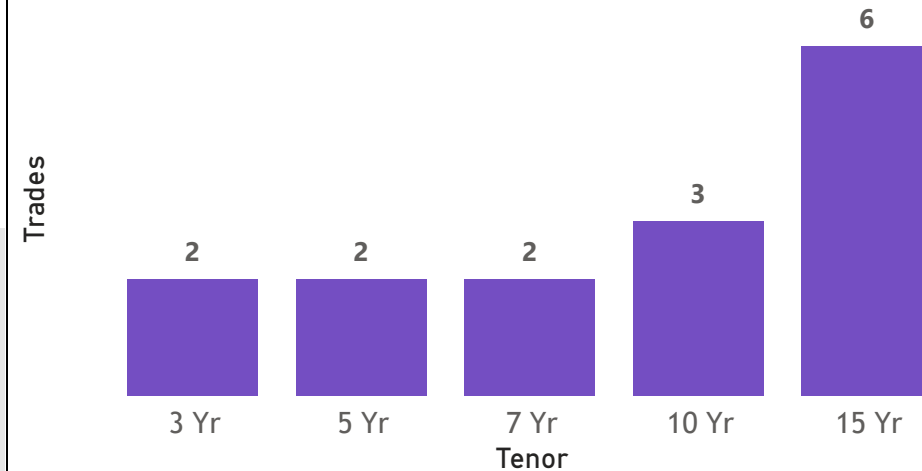
Market Value YTD



Nominal Value YTD



No. of Trades by Tenor



Primary Market January 22 2024 Auction

Tenor	Cut- Off Yield Rate	Coupon Rates	Range of Successful Yield Rates
2 Years	17.00	17	14.0000-17.0000
3 Years	22.00	20	20.0000-20.0000
5 Years	22.50	22	21.5000-22.0000
7 Years	23.00	23	21.5000-23.0000
10 Years	25.50	25	10.0000-24.97000
15 Years	26.70	26	11.0000-26.5000

*Disclaimer: This content is prepared from information received by the Commission through third-party reports. The range of prices by tenor and range of yields by tenor are based on dealer submissions. The content is indicative and intended for informational purposes only and shall not in any way be deemed to be investment advice, guidance or recommendation of the SEC. Users are responsible for making investment decisions and are advised to obtain independent professional advice before acting on or using this

GRZ Bonds Secondary Market Trade Summary Report

ISIN Code	Coupon Rate	Issue Date	Maturity Date	Trade Date/ Valuation Date	Years To Maturity	Nominal Value	Market Value	Min Trade Price	Max Trade Price	Min Yield	Max Yield
ZM1000004383	14	01/06/2020	01/06/2035	21/11/2023	12	K1,590,000.00	K1,099,721.67	69.16	69.16	23.60	23.60
ZM1000005695	13	04/03/2023	04/03/2033	21/11/2023	10	K803,000.00	K467,691.73	58.24	58.24	25.36	25.36
ZM1000003252	14	05/07/2017	05/07/2032	10/04/2023	14	K22,715,000.00	K14,615,835.75	64.34	64.34	25.30	25.30
ZM1000003252	14	05/07/2017	05/07/2032	21/11/2023	9	K408,000.00	K299,997.00	73.53	73.53	22.53	22.53
ZM1000003120	14	05/12/2016	05/12/2031	21/11/2023	8	K391,000.00	K299,324.42	76.55	76.55	22.16	22.16
ZM1000003997	13	17/12/2018	17/12/2028	21/11/2023	5	K388,000.00	K297,212.77	76.60	76.60	23.00	23.00
ZM1000003344	12	18/12/2017	18/12/2024	21/11/2023	1	K337,000.00	K328,050.62	97.34	97.34	20.55	20.55
ZM1000005919	14	21/08/2023	21/08/2038	21/11/2023	15	K793,000.00	K499,717.17	63.02	63.02	24.13	24.13
ZM1000005182	10	23/03/2022	23/03/2025	21/11/2023	2	K356,000.00	K321,407.58	90.28	90.28	20.17	20.17
ZM1000003203	12	24/04/2017	24/04/2024	21/11/2023	1	K295,000.00	K286,828.74	97.23	97.23	21.70	21.70
ZM1000005885	11	21/08/2023	24/07/2028	21/11/2023	5	K399,000.00	K299,909.20	75.17	75.17	20.35	20.35
ZM1000004649	10	25/01/2021	25/01/2024	21/11/2023	1	K305,000.00	K303,077.48	99.37	99.37	33.60	33.60
ZM1000004672	13	25/01/2021	25/01/2031	22/03/2021	7	K65,000,000.00	K43,834,833.56	63.09	63.09	24.00	24.00
ZM1000004334	11	27/04/2020	27/04/2025	21/11/2023	2	K1,642,000.00	K1,476,706.83	89.93	89.93	20.03	20.03
ZM1000002262	14	01/09/2014	28/08/2029	21/11/2023	6	K229,000.00	K160,411.85	70.05	70.05	25.24	25.24

Disclaimer: This content is prepared from information received by the Commission through third-party reports. The content is indicative and intended for informational purposes only and shall not in any way be deemed to be investment advice, guidance or recommendation of the SEC. Users are responsible for making investment decisions and are advised to obtain independent professional advice before acting on or using this information.