



**SECURITIES AND EXCHANGE COMMISSION**  
Protecting Investors in the Capital Markets

Date

Thursday, 23 November 2023

**K418.5M**

Total Nominal Value

**K378.4M**

Total Market Value

**28**

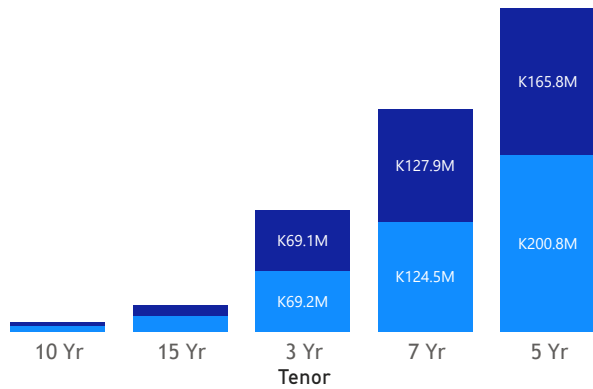
Number of Trades

# GRZ Bonds Secondary Market Trade Summary Report

## Consideration and Nominal Value

● Nominal Value ● Market Value

Nominal Value and Market Value



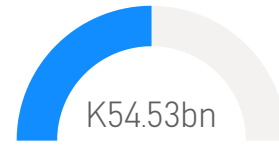
## Range of Trade Prices (ZMW)\*

Tenor	Min	Max
7 Yr	102.40	102.90
5 Yr	80.09	80.97
3 Yr	97.13	100.58
15 Yr	60.17	73.49
10 Yr	64.63	64.67

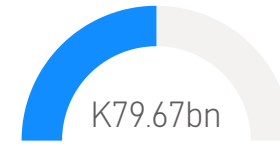
## Range of Yields Rates\*

Tenor	Min	Max
7 Yr	11.85	12.50
5 Yr	20.15	20.65
3 Yr	11.75	13.75
15 Yr	22.53	26.36
10 Yr	23.12	23.12

## Market Value YTD

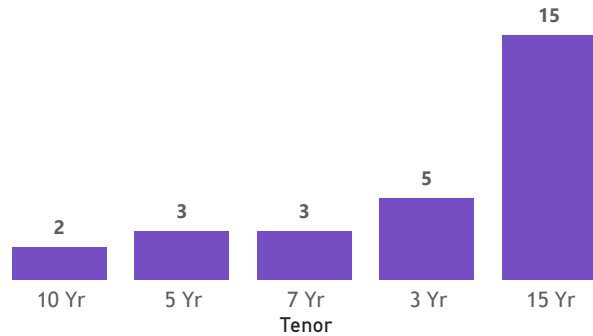


## Nominal Value YTD



## No. of Trades by Tenor

Trades



## Primary Market January 22 2024 Auction

Tenor	Cut- Off Yield Rate	Coupon Rates	Range of Successful Yield Rates
2 Years	17.00	17	14.0000-17.0000
3 Years	22.00	20	20.0000-20.0000
5 Years	22.50	22	21.5000-22.0000
7 Years	23.00	23	21.5000-23.0000
10 Years	25.50	25	10.0000-24.97000
15 Years	26.70	26	11.0000-26.5000

\*Disclaimer: This content is prepared from information received by the Commission through third-party reports. The range of prices by tenor and range of yields by tenor are based on dealer submissions. The content is indicative and intended for informational purposes only and shall not in any way be deemed to be investment advice, guidance or recommendation of the SEC. Users are responsible for making investment decisions and are advised to obtain independent professional advice before acting on or using this

# GRZ Bonds Secondary Market Trade Summary Report

ISIN Code	Coupon Rate	Issue Date	Maturity Date	Trade Date/ Valuation Date	Years To Maturity	Nominal Value	Market Value	Min Trade Price	Max Trade Price	Min Yield	Max Yield
ZM1000004383	14	01/06/2020	01/06/2035	20/11/2023	12	K2,084,000.00	K1,424,170.77	68.34	68.34	23.90	23.90
ZM1000004383	14	01/06/2020	01/06/2035	22/11/2023	12	K824,000.00	K569,222.26	69.08	69.08	23.60	23.60
ZM1000003286	12	04/09/2017	04/09/2024	23/11/2023	1	K124,476,550.00	K127,934,363.78	102.40	102.90	11.85	12.50
ZM1000003252	14	05/07/2017	05/07/2032	20/11/2023	15	K3,402,000.00	K2,499,980.77	73.49	73.49	22.53	22.53
ZM1000003252	14	05/07/2017	05/07/2032	27/02/2023	14	K5,000,000.00	K3,027,834.45	60.56	60.56	26.00	26.00
ZM1000004946	10	20/09/2021	20/09/2024	23/11/2023	1	K41,493,000.00	K41,638,258.47	99.93	100.58	11.75	12.40
ZM1000004946	10	20/09/2021	20/09/2024	24/11/2023	0	K27,662,000.00	K27,499,768.44	97.13	98.14	12.40	13.75
ZM1000004953	11	20/09/2021	20/09/2026	27/11/2023	2	K10,000,000.00	K8,301,931.51	80.97	80.97	20.15	20.15
ZM1000004953	11	20/09/2021	20/09/2026	28/11/2023	2	K190,800,000.00	K157,490,718.12	80.09	80.80	20.25	20.65
ZM1000005901	13	21/08/2023	21/08/2033	20/11/2023	10	K3,092,000.00	K1,999,529.78	64.67	64.67	23.12	23.12
ZM1000005901	13	21/08/2023	21/08/2033	22/11/2023	10	K3,094,000.00	K1,999,625.24	64.63	64.63	23.12	23.12
ZM1000005919	14	21/08/2023	21/08/2038	20/11/2023	15	K1,587,000.00	K999,439.90	62.98	62.98	24.13	24.13
ZM1000005406	14	22/08/2022	22/08/2037	20/11/2023	1	K1,097,000.00	K698,973.56	63.72	63.72	23.97	23.97
ZM1000004680	14	25/01/2021	25/01/2036	20/11/2023	13	K24,000.00	K15,668.37	65.28	65.28	24.09	24.09
ZM1000004862	14	28/06/2021	28/06/2036	23/11/2023	13	K328,780.00	K200,002.68	60.82	60.82	26.36	26.36
ZM1000005976	14	30/11/2023	30/11/2038	17/11/2023	15	K2,492,000.00	K1,499,493.51	60.17	60.17	24.16	24.16
ZM1000005976	14	30/11/2023	30/11/2038	20/11/2023	15	K996,000.00	K599,691.08	60.21	60.21	24.16	24.16

Disclaimer: This content is prepared from information received by the Commission through third-party reports. The content is indicative and intended for informational purposes only and shall not in any way be deemed to be investment advice, guidance or recommendation of the SEC. Users are responsible for making investment decisions and are advised to obtain independent professional advice before acting on or using this information.