



SECURITIES AND EXCHANGE COMMISSION
Protecting Investors in the Capital Markets

GRZ Bonds Secondary Market Trade Summary Report

Consideration and Nominal Value

● Nominal Value ● Market Value

Date

Thursday, 16 November 2023

K132.8M

Total Nominal Value

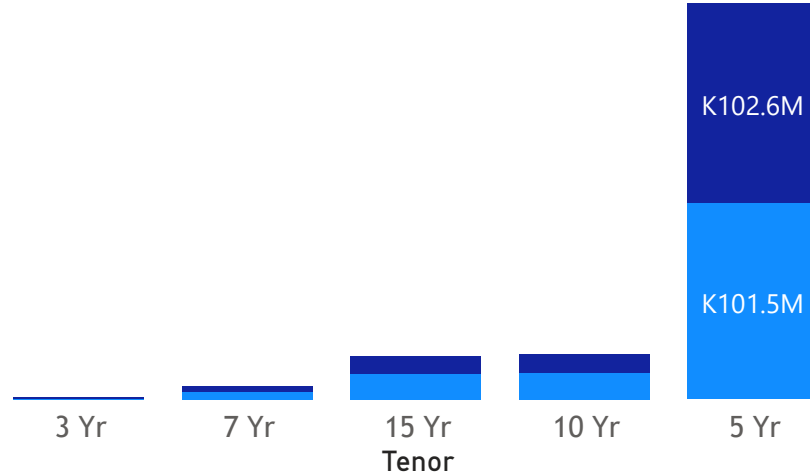
K124.5M

Total Market Value

28

Number of Trades

Nominal Value and Market Value



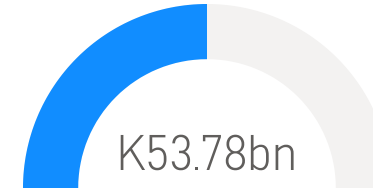
Range of Trade Prices (ZMW)*

Tenor	Min	Max
7 Yr	74.22	93.83
5 Yr	74.77	100.17
3 Yr	89.95	89.95
15 Yr	58.62	76.17
10 Yr	54.33	84.94

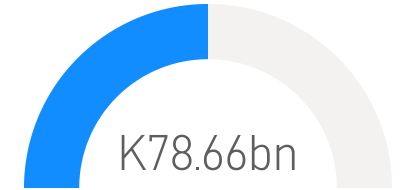
Range of Yields Rates*

Tenor	Min	Max
7 Yr	20.12	20.68
5 Yr	10.65	20.35
3 Yr	20.13	20.13
15 Yr	22.17	25.50
10 Yr	21.55	27.06

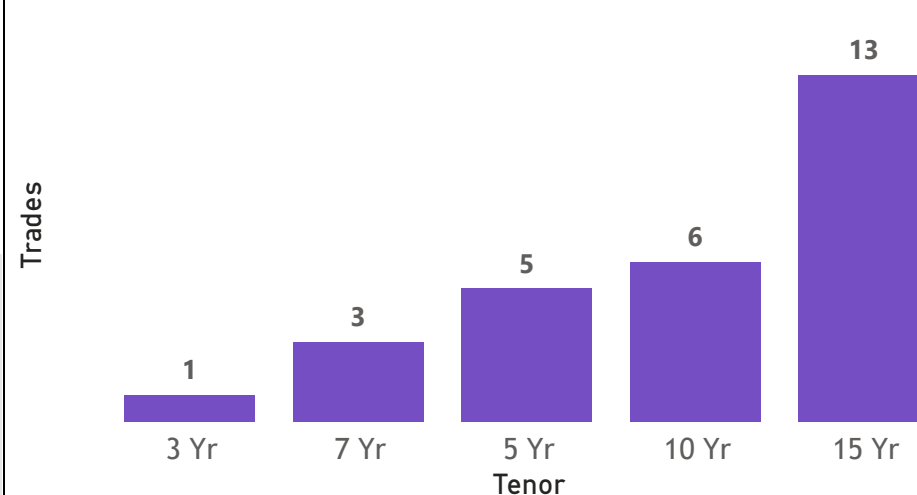
Market Value YTD



Nominal Value YTD



No. of Trades by Tenor



Primary Market November 24 2023 Auction

Tenor	CUT- OFF YIELD RATE	COUPON RATES	Range of Successful Yield Rates
2 Years	17	9	9.0000-17.0000
15 Years	26.95	14	15.0000-26.9500
10 Years	25.5	13	13.0000-25.5000
7 Years	24	12	19.0000-24.0000
5 Years	22.5	11	17.0000-22.5000
3 Years	22	10	17.0000-22.0000

*Disclaimer: This content is prepared from information received by the Commission through third-party reports. The range of prices by tenor and range of yields by tenor are based on dealer submissions. The content is indicative and intended for informational purposes only and shall not in any way be deemed to be investment advice, guidance or recommendation of the SEC. Users are responsible for making investment decisions and are advised to obtain independent professional advice before acting on or using this

GRZ Bonds Secondary Market Trade Summary Report

ISIN Code	Coupon Rate	Issue Date	Maturity Date	Trade Date/ Valuation Date	Years To Maturity	Nominal Value	Market Value	Min Trade Price	Max Trade Price	Min Yield	Max Yield
ZM1000004383	14		01/06/2035	13/11/2023	11	K1,452,000.00	K999,375.81	68.83	68.83	23.60	23.60
ZM1000004383	14		01/06/2035	14/11/2023	11	K5,091,000.00	K3,499,727.68	68.74	68.74	23.60	23.60
ZM1000004383	14		01/06/2035	15/11/2023	11	K3,342,000.00	K2,299,192.83	68.79	68.84	23.60	23.60
ZM1000005000	12		01/11/2028	13/11/2023	4	K1,345,000.00	K999,303.41	74.30	74.30	20.68	20.68
ZM1000005000	12		01/11/2028	14/11/2023	4	K808,000.00	K599,678.19	74.22	74.22	20.68	20.68
ZM1000005695	13		04/03/2033	13/11/2023	9	K320,700.00	K174,235.10	54.33	54.33	27.06	27.06
ZM1000003120	14		05/12/2031	13/11/2023	8	K1,312,000.00	K999,396.46	76.17	76.17	22.17	22.17
ZM1000004094	11		17/06/2024	17/11/2023	0	K72,850,000.00	K76,214,219.49	99.84	100.17	10.65	11.25
ZM1000005463	14		19/09/2037	15/11/2023	13	K109,000.00	K63,894.39	58.62	58.62	25.50	25.50
ZM1000005901	13		21/08/2033	13/11/2023	9	K5,900,000.00	K3,799,430.68	64.40	64.40	23.12	23.12
ZM1000005901	13		21/08/2033	14/11/2023	9	K5,130,000.00	K3,299,615.86	64.32	64.32	23.12	23.12
ZM1000005919	14		21/08/2038	11/09/2023	14	K1,277,000.00	K799,706.87	62.62	62.62	24.13	24.13
ZM1000005406	14		22/08/2037	11/10/2023	13	K394,000.00	K249,801.81	63.40	63.40	23.97	23.97
ZM1000005182	10		23/03/2025	13/11/2023	1	K585,000.00	K526,179.72	89.95	89.95	20.13	20.13
ZM1000005224	14		23/03/2037	15/11/2023	13	K19,000.00	K11,436.99	60.19	60.19	24.85	24.85
ZM1000003872	14		23/04/2033	11/10/2023	9	K37,000.00	K24,674.48	66.69	66.69	23.01	23.01
ZM1000005885	11		24/07/2028	11/09/2023	4	K401,000.00	K299,816.25	74.77	74.77	20.35	20.35
ZM1000005885	11		24/07/2028	13/11/2023	4	K1,336,000.00	K999,950.81	74.85	74.85	20.35	20.35
ZM1000004672	13		25/01/2031	13/11/2023	7	K1,362,000.00	K999,674.96	73.40	73.40	21.55	21.55
ZM1000003831	12		26/02/2025	13/11/2023	1	K1,550,000.00	K1,454,305.95	93.83	93.83	20.12	20.12
ZM1000004334	11		27/04/2025	13/11/2023	1	K26,866,227.00	K25,091,803.98	93.40	93.40	16.80	16.80
ZM1000002999	13		29/08/2026	13/11/2023	2	K1,303,000.00	K1,106,716.06	84.94	84.94	21.86	21.86

Disclaimer: This content is prepared from information received by the Commission through third-party reports. The content is indicative and intended for informational purposes only and shall not in any way be deemed to be investment advice, guidance or recommendation of the SEC. Users are responsible for making investment decisions and are advised to obtain independent professional advice before acting on or using this information.