



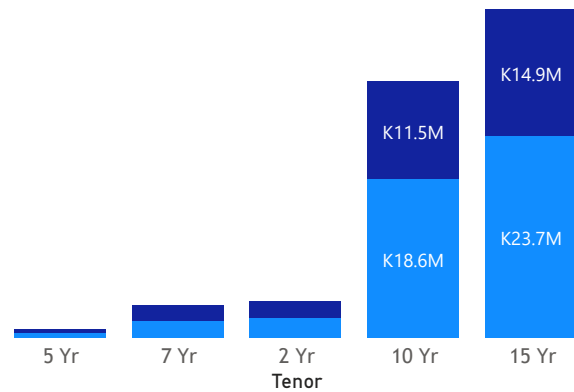
SECURITIES AND EXCHANGE COMMISSION
Protecting Investors in the Capital Markets

GRZ Bonds Secondary Market Trade Summary Report

Consideration and Nominal Value

● Nominal Value ● Market Value

Nominal Value and Market Value



Range of Trade Prices (ZMW)*

Tenor	Min	Max
7 Yr	96.94	97.42
5 Yr	74.81	74.81
2 Yr	86.92	86.92
15 Yr	57.91	99.64
10 Yr	56.13	95.14

Range of Yields Rates*

Tenor	Min	Max
7 Yr	20.01	20.48
5 Yr	20.35	20.35
2 Yr	16.97	16.97
15 Yr	19.89	26.17
10 Yr	17.65	25.50

Date

Wednesday, 15 November 2023

K47.1M

Total Nominal Value

K30.6M

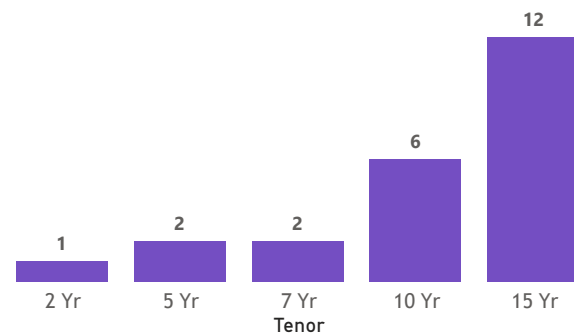
Total Market Value

23

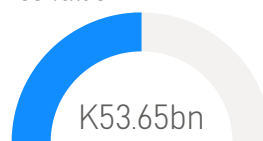
Number of Trades

No. of Trades by Tenor

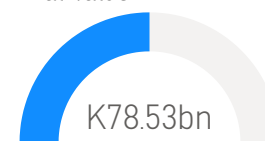
Trades



Market Value YTD



Nominal Value YTD



Primary Market November 24 2023 Auction

Tenor	CUT-OFF YIELD RATE	COUPON RATES	Range of Successful Yield Rates
2 Years	17	9	9.0000-17.0000
15 Years	26.95	14	15.0000-26.9500
10 Years	25.5	13	13.0000-25.5000
7 Years	24	12	19.0000-24.0000
5 Years	22.5	11	17.0000-22.5000
3 Years	22	10	17.0000-22.0000

*Disclaimer: This content is prepared from information received by the Commission through third-party reports. The range of prices by tenor and range of yields by tenor are based on dealer submissions. The content is indicative and intended for informational purposes only and shall not in any way be deemed to be investment advice, guidance or recommendation of the SEC. Users are responsible for making investment decisions and are advised to obtain independent professional advice before acting on or using this

GRZ Bonds Secondary Market Trade Summary Report

ISIN Code	Coupon Rate	Issue Date	Maturity Date	Trade Date/ Valuation Date	Years To Maturity	Nominal Value	Market Value	Min Trade Price	Max Trade Price	Min Yield	Max Yield
ZM1000004383	14		01/06/2035	10/11/2023	11	K7,193,000.00	K4,947,739.54	68.79	68.79	23.60	23.60
ZM1000005695	13		04/03/2033	10/11/2023	9	K1,565,000.00	K999,733.06	63.88	63.88	22.90	22.90
ZM1000003112	13		05/12/2026	10/11/2023	3	K630,000.00	K599,375.57	95.14	95.14	17.65	17.65
ZM1000001140	14		18/11/2025	10/11/2023	2	K474,000.00	K472,277.28	99.64	99.64	19.89	19.89
ZM1000003344	12		18/12/2024	10/11/2023	1	K490,000.00	K474,995.25	96.94	96.94	20.48	20.48
ZM1000005463	14		19/09/2037	10/11/2023	13	K109,000.00	K63,894.39	58.62	58.62	25.50	25.50
ZM1000005901	13		21/08/2033	10/11/2023	9	K9,350,000.00	K5,519,011.63	58.64	59.20	25.25	25.50
ZM1000005901	13		21/08/2033	21/08/2023	10	K6,500,000.00	K3,847,825.39	56.13	56.13	25.25	25.25
ZM1000005919	14		21/08/2038	10/11/2023	14	K12,500,000.00	K7,238,903.77	57.91	57.91	26.17	26.17
ZM1000005919	14		21/08/2038	30/10/2030	7	K3,000,000.00	K1,877,253.82	62.05	62.05	23.25	23.25
ZM1000005406	14		22/08/2037	10/11/2023	13	K394,000.00	K249,801.81	63.40	63.40	23.97	23.97
ZM1000005224	14		23/03/2037	10/11/2023	13	K19,000.00	K11,436.99	60.19	60.19	24.85	24.85
ZM1000003872	14		23/04/2033	10/11/2023	9	K37,000.00	K24,674.48	66.69	66.69	23.01	23.01
ZM1000003203	12		24/04/2024	10/11/2023	0	K1,431,000.00	K1,394,051.41	97.42	97.42	20.01	20.01
ZM1000005885	11		24/07/2028	10/11/2023	4	K527,000.00	K394,232.26	74.81	74.81	20.35	20.35
ZM1000002999	13		29/08/2026	10/11/2023	2	K589,000.00	K500,093.29	84.91	84.91	21.85	21.85
ZM1000005950	9		30/10/2025	30/10/2023	2	K2,280,000.00	K1,981,785.20	86.92	86.92	16.97	16.97

Disclaimer: This content is prepared from information received by the Commission through third-party reports. The content is indicative and intended for informational purposes only and shall not in any way be deemed to be investment advice, guidance or recommendation of the SEC. Users are responsible for making investment decisions and are advised to obtain independent professional advice before acting on or using this information.