



SECURITIES AND EXCHANGE COMMISSION
Protecting Investors in the Capital Markets

Date

< Friday, 10 November 2023 >

K240.8M

Total Nominal Value

K181.5M

Total Market Value

38

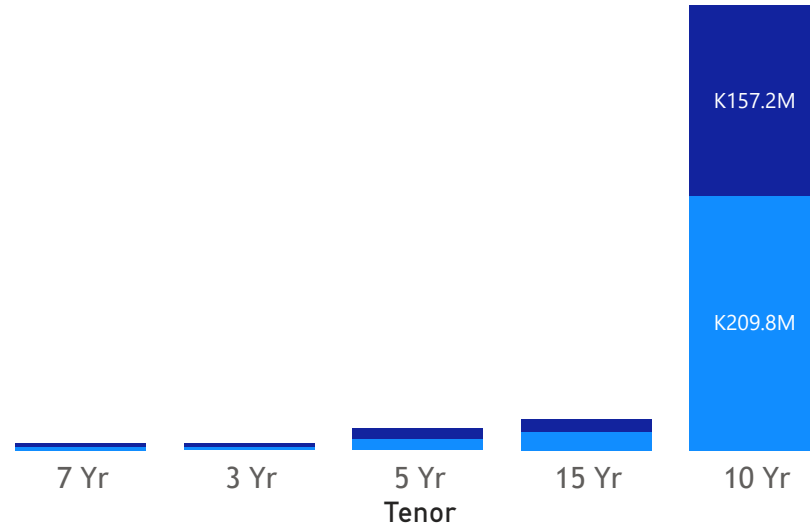
Number of Trades

GRZ Bonds Secondary Market Trade Summary Report

Consideration and Nominal Value

● Nominal Value ● Market Value

Nominal Value and Market Value



Range of Trade Prices (ZMW)*

Tenor	Min	Max
7 Yr	76.89	98.60
5 Yr	74.51	99.14
3 Yr	80.58	103.19
15 Yr	55.42	76.29
10 Yr	50.92	85.91

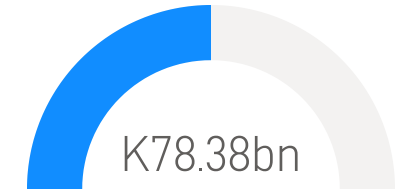
Range of Yields Rates*

Tenor	Min	Max
7 Yr	19.64	25.80
5 Yr	19.00	22.24
3 Yr	11.00	20.46
15 Yr	22.02	26.00
10 Yr	19.75	34.00

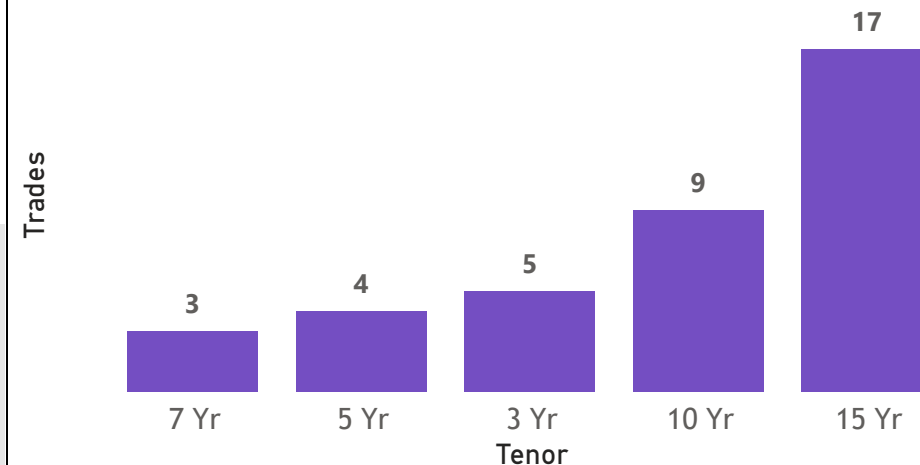
Market Value YTD



Nominal Value YTD



No. of Trades by Tenor



Primary Market January 22 2024 Auction

Tenor	Cut- Off Yield Rate	Coupon Rates	Range of Successful Yield Rates
2 Years	17.00	17	14.0000-17.0000
3 Years	22.00	20	20.0000-20.0000
5 Years	22.50	22	21.5000-22.0000
7 Years	23.00	23	21.5000-23.0000
10 Years	25.50	25	10.0000-24.97000
15 Years	26.70	26	11.0000-26.5000

*Disclaimer: This content is prepared from information received by the Commission through third-party reports. The range of prices by tenor and range of yields by tenor are based on dealer submissions. The content is indicative and intended for informational purposes only and shall not in any way be deemed to be investment advice, guidance or recommendation of the SEC. Users are responsible for making investment decisions and are advised to obtain independent professional advice before acting on or using this



GRZ Bonds Secondary Market Trade Summary Report

ISIN Code	Coupon Rate	Issue Date	Maturity Date	Trade Date/ Valuation Date	Years To Maturity	Nominal Value	Market Value	Min Trade Price	Max Trade Price	Min Yield	Max Yield
ZM1000004383	14	01/06/2020	01/06/2035	10/11/2023	11	K1,765,000.00	K1,150,018.70	65.15	65.15	25.01	25.01
ZM1000004383	14	01/06/2020	01/06/2035	11/07/2023	11	K1,007,000.00	K699,823.01	69.50	69.50	23.21	23.21
ZM1000004383	14	01/06/2020	01/06/2035	11/09/2023	11	K3,098,000.00	K2,155,574.22	69.58	69.58	23.21	23.21
ZM1000005877	10	02/10/2023	02/10/2026	13/11/2023	3	K1,202,000.00	K996,184.79	80.58	80.58	19.35	19.35
ZM1000003112	13	05/12/2016	05/12/2026	15/07/2021	3	K50,000,000.00	K25,462,078.77	50.92	50.92	34.00	34.00
ZM1000003120	14	05/12/2016	05/12/2031	07/11/2023	8	K917,000.00	K699,997.21	71.22	71.22	22.02	22.02
ZM1000003120	14	05/12/2016	05/12/2031	11/09/2023	8	K2,621,000.00	K1,999,611.17	76.29	76.29	22.02	22.02
ZM1000004094	11	17/06/2019	17/06/2024	07/11/2023	0	K2,828,000.00	K2,819,705.48	99.14	99.14	19.55	19.55
ZM1000005901	13	21/08/2023	21/08/2033	07/11/2023	9	K44,141,000.00	K26,058,734.38	60.47	60.47	24.50	25.25
ZM1000005901	13	21/08/2023	21/08/2033	10/11/2023	9	K2,850,000.00	K1,714,283.00	60.14	60.14	24.80	24.80
ZM1000005901	13	21/08/2023	21/08/2033	13/11/2023	10	K2,850,000.00	K1,714,283.00	57.16	57.16	24.80	24.80
ZM1000005919	14	21/08/2023	21/08/2038	10/11/2023	14	K3,449,500.00	K2,008,647.88	58.18	58.62	25.80	26.00
ZM1000005919	14	21/08/2023	21/08/2038	13/11/2023	15	K100,000.00	K58,641.52	55.42	55.42	25.80	25.80
ZM1000005406	14	22/08/2022	22/08/2037	16/10/2023	14	K720,000.00	K449,741.62	62.46	62.46	23.94	23.94
ZM1000005406	14	22/08/2022	22/08/2037	19/10/2023	14	K874,000.00	K539,672.22	61.75	61.75	23.87	23.87
ZM1000005406	14	22/08/2022	22/08/2037	27/10/2023	14	K635,000.00	K399,606.70	62.93	62.93	23.94	23.94
ZM1000003203	12	24/04/2017	24/04/2024	07/11/2023	0	K549,500.00	K531,993.50	96.55	96.55	20.90	20.90
ZM1000005885	11	21/08/2023	24/07/2028	07/11/2023	4	K1,322,000.00	K999,759.80	74.51	74.51	19.93	19.93
ZM1000004672	13	25/01/2021	25/01/2031	22/03/2021	9	K70,000,000.00	K66,854,475.34	63.01	63.01	24.00	24.00
ZM1000004136	12	26/08/2019	26/08/2026	07/11/2023	2	K1,285,000.00	K1,112,471.15	76.89	76.89	19.64	19.64
ZM1000003161	12	27/02/2017	27/02/2024	07/11/2023	0	K890,000.00	K876,321.18	98.60	98.60	25.80	25.80
ZM1000005067	10	27/12/2021	27/12/2024	07/11/2023	1	K588,000.00	K550,159.42	92.86	92.86	20.46	20.46
ZM1000005075	11	27/12/2021	27/12/2026	07/11/2023	3	K2,677,000.00	K2,131,243.50	80.26	80.26	22.24	22.24

Disclaimer: This content is prepared from information received by the Commission through third-party reports. The content is indicative and intended for informational purposes only and shall not in any way be deemed to be investment advice, guidance or recommendation of the SEC. Users are responsible for making investment decisions and are advised to obtain independent professional advice before acting on or using this information.