



SECURITIES AND EXCHANGE COMMISSION
Protecting Investors in the Capital Markets

GRZ Bonds Secondary Market Trade Summary Report

Consideration and Nominal Value

● Nominal Value ● Market Value

Nominal Value and Market Value

Date

Thursday, 9 November 2023

K133.0M

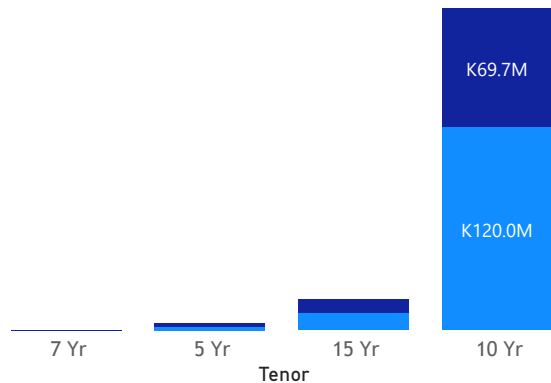
Total Nominal Value

K79.5M

Total Market Value

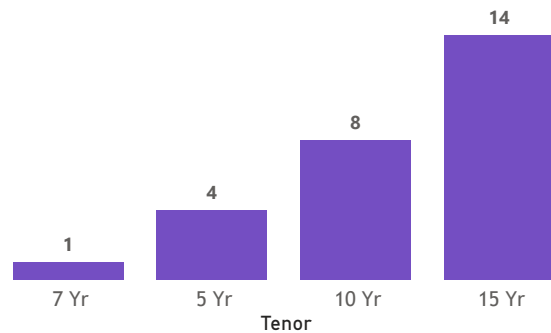
27

Number of Trades



No. of Trades by Tenor

Trades



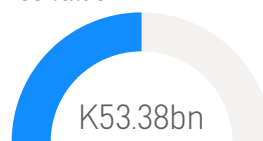
Range of Trade Prices (ZMW)*

Tenor	Min	Max
7 Yr	72.46	72.46
5 Yr	71.07	74.51
15 Yr	58.07	105.50
10 Yr	58.09	58.09

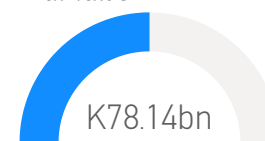
Range of Yields Rates*

Tenor	Min	Max
7 Yr	21.17	21.17
5 Yr	20.36	22.00
15 Yr	16.00	26.00
10 Yr	27.25	27.25

Market Value YTD



Nominal Value YTD



Primary Market November 24 2023 Auction

Tenor	CUT-OFF YIELD RATE	COUPON RATES	Range of Successful Yield Rates
2 Years	17	9	9.0000-17.0000
15 Years	26.95	14	15.0000-26.9500
10 Years	25.5	13	13.0000-25.5000
7 Years	24	12	19.0000-24.0000
5 Years	22.5	11	17.0000-22.5000
3 Years	22	10	17.0000-22.0000

*Disclaimer: This content is prepared from information received by the Commission through third-party reports. The range of prices by tenor and range of yields by tenor are based on dealer submissions. The content is indicative and intended for informational purposes only and shall not in any way be deemed to be investment advice, guidance or recommendation of the SEC. Users are responsible for making investment decisions and are advised to obtain independent professional advice before acting on or using this

GRZ Bonds Secondary Market Trade Summary Report

ISIN Code	Coupon Rate	Issue Date	Maturity Date	Trade Date/ Valuation Date	Years To Maturity	Nominal Value	Market Value	Min Trade Price	Max Trade Price	Min Yield	Max Yield
ZM1000004383	14		01/06/2035	06/11/2023	11	K3,098,000.00	K2,155,574.22	69.58	69.58	23.21	23.21
ZM1000004383	14		01/06/2035	09/11/2023	11	K2,245,000.00	K1,416,316.45	62.74	64.00	25.50	26.00
ZM1000005679	11		04/03/2028	09/11/2023	4	K846,000.00	K601,127.88	71.07	71.07	22.00	22.00
ZM1000003120	14		05/12/2031	06/11/2023	8	K2,621,000.00	K1,999,611.17	76.29	76.29	22.02	22.02
ZM1000001140	14		18/11/2025	06/11/2023	2	K1,800,000.00	K1,899,022.40	105.50	105.50	16.00	16.00
ZM1000005919	14		21/08/2038	09/11/2023	14	K193,080.00	K112,150.60	58.07	58.07	26.00	26.00
ZM1000005885	11		24/07/2028	11/03/2023	5	K1,610,000.00	K1,199,535.68	74.51	74.51	20.36	20.36
ZM1000004672	13		25/01/2031	27/04/2023		K120,000,000.00	K69,711,854.80	58.09	58.09	27.25	27.25
ZM1000005802	12		26/06/2030	11/08/2023	6	K138,000.00	K99,990.87	72.46	72.46	21.17	21.17
ZM1000004862	14		28/06/2036	09/11/2023	12	K491,500.00	K299,999.24	61.03	61.03	26.00	26.00