



**SECURITIES AND EXCHANGE COMMISSION**  
Protecting Investors in the Capital Markets

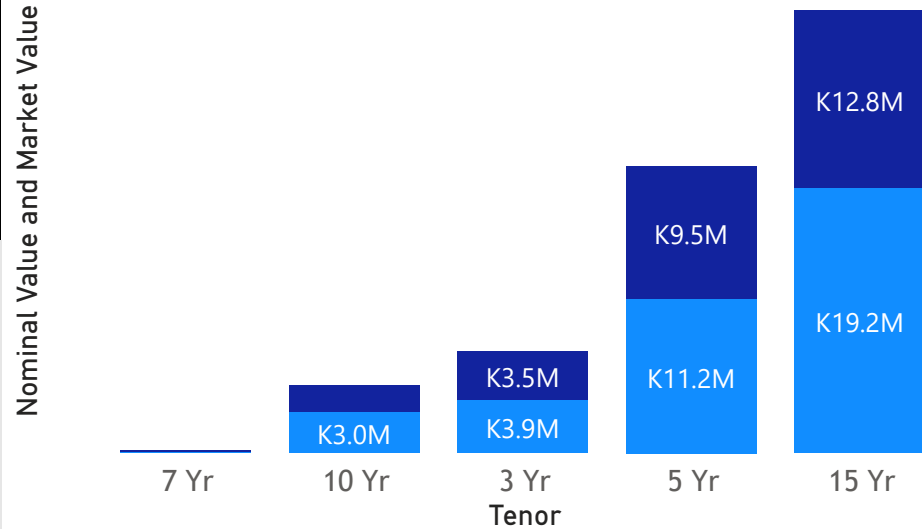
Date

< Wednesday, 8 November 2023 >

# GRZ Bonds Secondary Market Trade Summary Report

## Consideration and Nominal Value

● Nominal Value ● Market Value



## Range of Trade Prices (ZMW)\*

Tenor	Min	Max
7 Yr	72.46	72.46
5 Yr	74.51	91.00
3 Yr	87.55	90.46
15 Yr	56.80	69.50
10 Yr	60.73	83.17

## Range of Yields Rates\*

Tenor	Min	Max
7 Yr	21.17	21.17
5 Yr	17.87	20.36
3 Yr	17.00	19.25
15 Yr	23.21	25.37
10 Yr	23.00	24.50

**K37.4M**

Total Nominal Value

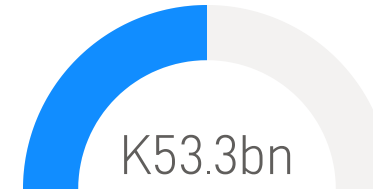
**K27.8M**

Total Market Value

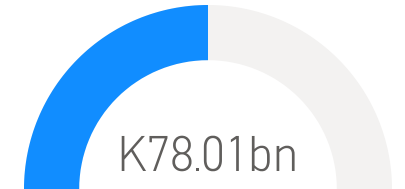
**26**

Number of Trades

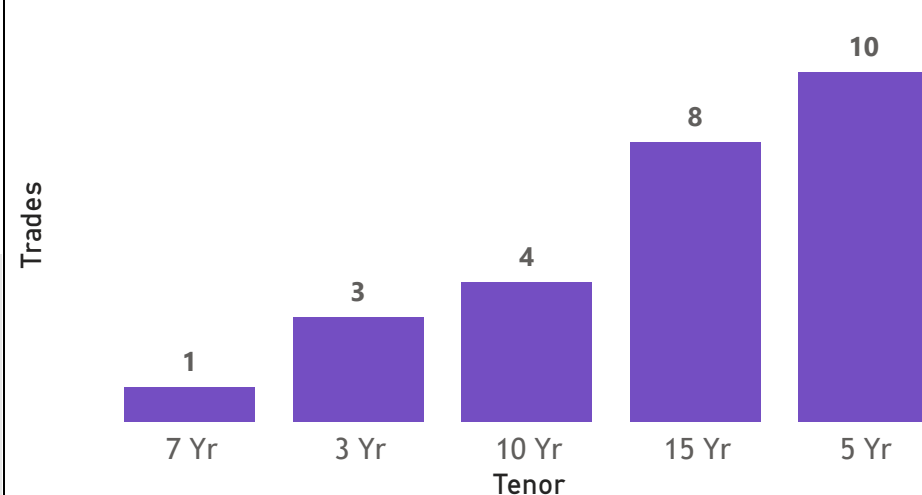
## Market Value YTD



## Nominal Value YTD



## No. of Trades by Tenor



## Primary Market November 24 2023 Auction

Tenor	CUT- OFF YIELD RATE	COUPON RATES	Range of Successful Yield Rates
2 Years	17	9	9.0000-17.0000
15 Years	26.95	14	15.0000-26.9500
10 Years	25.5	13	13.0000-25.5000
7 Years	24	12	19.0000-24.0000
5 Years	22.5	11	17.0000-22.5000
3 Years	22	10	17.0000-22.0000

\*Disclaimer: This content is prepared from information received by the Commission through third-party reports. The range of prices by tenor and range of yields by tenor are based on dealer submissions. The content is indicative and intended for informational purposes only and shall not in any way be deemed to be investment advice, guidance or recommendation of the SEC. Users are responsible for making investment decisions and are advised to obtain independent professional advice before acting on or using this

# GRZ Bonds Secondary Market Trade Summary Report

ISIN Code	Coupon Rate	Issue Date	Maturity Date	Trade Date/ Valuation Date	Years To Maturity	Nominal Value	Market Value	Min Trade Price	Max Trade Price	Min Yield	Max Yield
ZM1000004383	14		01/06/2035	11/07/2023	11	K12,208,000.00	K8,484,050.95	69.50	69.50	23.21	23.21
ZM1000005901	13		21/08/2033	08/11/2023	9	K2,328,000.00	K1,472,051.78	60.73	64.47	23.00	24.50
ZM1000005901	13		21/08/2033	21/08/2023	10	K700,000.00	K415,133.01	83.17	83.17	24.50	24.50
ZM1000005919	14		21/08/2038	11/02/2023	15	K6,455,000.00	K4,033,685.38	62.38	63.17	23.81	24.12
ZM1000005182	10		23/03/2025	11/07/2023	1	K2,079,000.00	K1,880,625.50	90.46	90.46	19.25	19.25
ZM1000005885	11		24/07/2028	03/11/2023	4	K1,610,000.00	K1,199,535.68	74.51	74.51	20.36	20.36
ZM1000005885	11		24/07/2028	11/02/2023	5	K1,324,000.00	K999,709.83	75.51	75.51	19.93	19.93
ZM1000004656	11		25/01/2026	08/11/2023	2	K370,000.00	K336,713.39	91.00	91.00	17.87	17.87
ZM1000005802	12		26/06/2030	03/11/2023	6	K138,000.00	K99,990.87	72.46	72.46	21.17	21.17
ZM1000004334	11		27/04/2025	11/07/2023	1	K2,526,000.00	K2,268,019.32	89.35	90.31	19.12	19.97
ZM1000005547	10		27/12/2025	11/01/2023	2	K1,814,000.00	K1,588,189.06	87.55	87.55	17.00	17.00
ZM1000004839	11		28/06/2026	08/11/2023	2	K85,000.00	K73,907.95	86.95	86.95	19.55	19.55
ZM1000004839	11		28/06/2026	11/01/2023	3	K4,440,000.00	K3,940,515.33	88.75	88.75	18.50	18.50
ZM1000004839	11		28/06/2026	30/10/2023		K828,000.00	K731,102.85	88.30	88.30	18.75	18.75
ZM1000004805	14		31/05/2036	09/11/2023	12	K236,000.00	K150,134.31	57.36	57.36	25.37	25.37
ZM1000005497	14		31/10/2037	09/11/2023	14	K263,000.00	K150,287.77	56.80	56.80	25.35	25.35