



**SECURITIES AND EXCHANGE COMMISSION**  
Protecting Investors in the Capital Markets

Date

< Monday, 6 November 2023 >

**K159.7M**

Total Nominal Value

**K138.7M**

Total Market Value

**15**

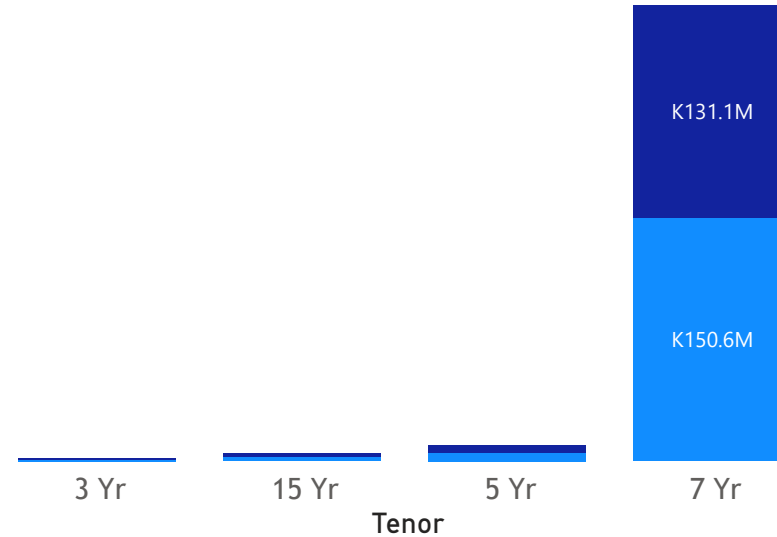
Number of Trades

# GRZ Bonds Secondary Market Trade Summary Report

## Consideration and Nominal Value

● Nominal Value ● Market Value

Nominal Value and Market Value



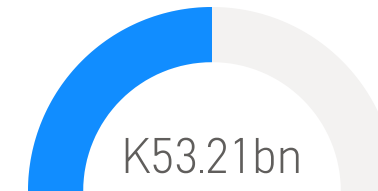
## Range of Trade Prices (ZMW)\*

Tenor	Min	Max
7 Yr	72.06	100.96
5 Yr	84.35	84.80
3 Yr	87.81	87.81
15 Yr	57.28	88.79

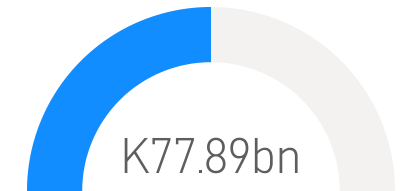
## Range of Yields Rates\*

Tenor	Min	Max
7 Yr	10.75	22.30
5 Yr	18.50	18.75
3 Yr	17.00	17.00
15 Yr	20.53	26.30

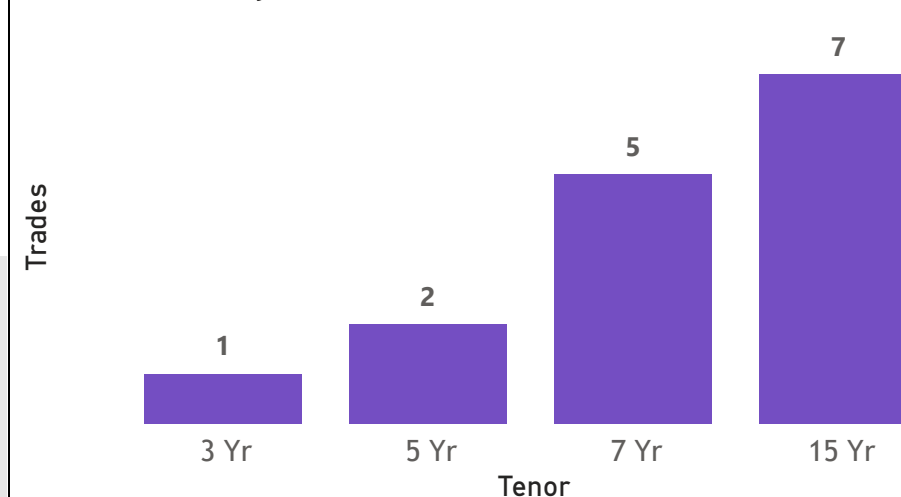
## Market Value YTD



## Nominal Value YTD



## No. of Trades by Tenor



## Primary Market January 22 2024 Auction

Tenor	Cut- Off Yield Rate	Coupon Rates	Range of Successful Yield Rates
2 Years	17.00	17	14.0000-17.0000
3 Years	22.00	20	20.0000-20.0000
5 Years	22.50	22	21.5000-22.0000
7 Years	23.00	23	21.5000-23.0000
10 Years	25.50	25	10.0000-24.97000
15 Years	26.70	26	11.0000-26.5000

\*Disclaimer: This content is prepared from information received by the Commission through third-party reports. The range of prices by tenor and range of yields by tenor are based on dealer submissions. The content is indicative and intended for informational purposes only and shall not in any way be deemed to be investment advice, guidance or recommendation of the SEC. Users are responsible for making investment decisions and are advised to obtain independent professional advice before acting on or using this

# GRZ Bonds Secondary Market Trade Summary Report

ISIN Code	Coupon Rate	Issue Date	Maturity Date	Trade Date/ Valuation Date	Years To Maturity	Nominal Value	Market Value	Min Trade Price	Max Trade Price	Min Yield	Max Yield
ZM1000004383	14	01/06/2020	01/06/2035	11/02/2023	12	K1,763,000.00	K1,199,371.53	68.03	68.03	23.68	23.68
ZM1000004193	12	02/12/2019	02/12/2026	22/03/2021	5	K32,200,000.00	K28,412,382.81	83.17	83.17	19.50	19.50
ZM1000004193	12	02/12/2019	02/12/2026	29/09/2029	3	K32,200,000.00	K28,412,382.81	83.17	83.17	19.50	19.50
ZM1000005463	14	19/09/2022	19/09/2037	11/02/2023	14	K58,000.00	K34,798.30	60.00	60.00	24.70	24.70
ZM1000005919	14	21/08/2023	21/08/2038	06/11/2023	15	K102,000.00	K58,428.07	57.28	57.28	26.30	26.30
ZM1000005919	14	21/08/2023	21/08/2038	30/10/2023	15	K240,000.00	K149,599.68	62.33	62.33	24.06	24.06
ZM1000004730	12	22/03/2021	22/03/2028	22/03/2021	7	K46,352,000.00	K34,085,338.15	72.06	72.06	22.30	22.30
ZM1000003872	14	23/04/2018	23/04/2033	30/10/2023	10	K113,000.00	K74,344.69	65.79	65.79	23.15	23.15
ZM1000001967	14	26/11/2012	23/11/2027	30/10/2023	4	K563,000.00	K499,903.77	88.79	88.79	20.53	20.53
ZM1000003203	12	24/04/2017	24/04/2024	31/10/2023	0	K39,336,000.00	K39,714,214.57	100.96	100.96	10.75	10.75
ZM1000004680	14	25/01/2021	25/01/2036	11/02/2023	12	K55,000.00	K34,941.57	63.53	63.53	24.45	24.45
ZM1000004136	12	26/08/2019	26/08/2026	09/04/2024	2	K548,000.00	K499,997.48	91.24	91.24	17.05	17.05
ZM1000005547	10	27/12/2022	27/12/2025	27/12/2022	3	K907,000.00	K829,239.61	87.81	87.81	17.00	17.00
ZM1000004839	11	28/06/2021	28/06/2026	23/07/2021	4	K5,268,000.00	K4,671,618.18	84.35	84.80	18.50	18.75