



SECURITIES AND EXCHANGE COMMISSION
Protecting Investors in the Capital Markets

Date

Friday, 3 November 2023

K381.9M

Total Nominal Value

K354.9M

Total Market Value

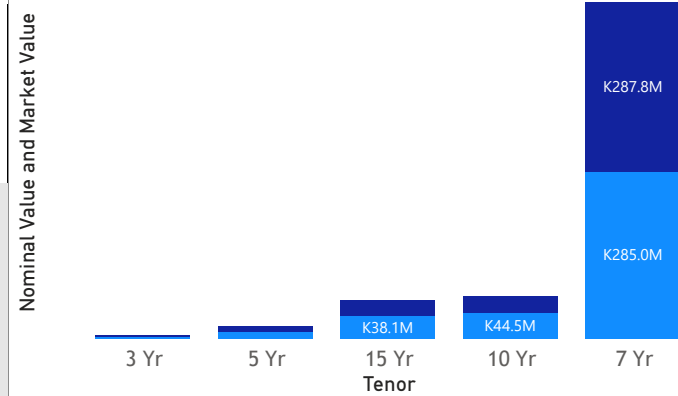
46

Number of Trades

GRZ Bonds Secondary Market Trade Summary Report

Consideration and Nominal Value

● Nominal Value ● Market Value



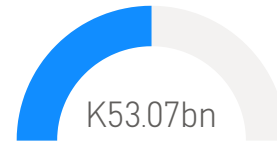
Range of Trade Prices (ZMW)*

Tenor	Min	Max
7 Yr	69.35	101.49
5 Yr	75.35	99.14
3 Yr	88.83	92.86
15 Yr	62.00	77.48
10 Yr	58.32	95.16

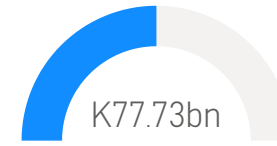
Range of Yields Rates*

Tenor	Min	Max
7 Yr	9.55	25.24
5 Yr	16.50	19.93
3 Yr	20.51	20.74
15 Yr	21.53	25.10
10 Yr	17.70	25.00

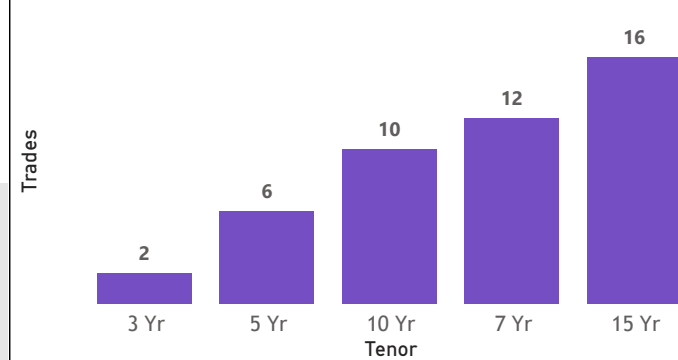
Market Value YTD



Nominal Value YTD



No. of Trades by Tenor



Primary Market January 22 2024 Auction

Tenor	Cut- Off Yield Rate	Coupon Rates	Range of Successful Yield Rates
2 Years	17.00	17	14.0000-17.0000
3 Years	22.00	20	20.0000-20.0000
5 Years	22.50	22	21.5000-22.0000
7 Years	23.00	23	21.5000-23.0000
10 Years	25.50	25	10.0000-24.97000
15 Years	26.70	26	11.0000-26.5000

*Disclaimer: This content is prepared from information received by the Commission through third-party reports. The range of prices by tenor and range of yields by tenor are based on dealer submissions. The content is indicative and intended for informational purposes only and shall not in any way be deemed to be investment advice, guidance or recommendation of the SEC. Users are responsible for making investment decisions and are advised to obtain independent professional advice before acting on or using this



GRZ Bonds Secondary Market Trade Summary Report

ISIN Code	Coupon Rate	Issue Date	Maturity Date	Trade Date/ Valuation Date	Years To Maturity	Nominal Value	Market Value	Min Trade Price	Max Trade Price	Min Yield	Max Yield
ZM1000004383	14	01/06/2020	01/06/2035	11/01/2023	12	K13,960,000.00	K9,491,193.65	67.99	67.99	23.68	23.68
ZM1000004383	14	01/06/2020	01/06/2035	25/10/2023	12	K923,000.00	K624,846.08	67.70	67.70	23.68	23.68
ZM1000004383	14	01/06/2020	01/06/2035	31/10/2023	11	K2,596,000.00	K1,799,775.79	69.33	69.33	23.21	23.21
ZM1000003286	12	04/09/2017	04/09/2024	03/11/2023	0	K196,960,000.00	K199,727,357.21	101.28	101.49	9.55	10.00
ZM1000003252	14	05/07/2017	05/07/2032	31/10/2023	8	K10,913,000.00	K7,999,916.07	73.31	73.31	22.29	22.29
ZM1000004094	11	17/06/2019	17/06/2024	11/02/2023	1	K1,336,000.00	K1,324,483.73	99.14	99.14	19.85	19.85
ZM1000004979	13	20/09/2021	20/09/2031	31/10/2023	7	K119,000.00	K79,645.07	66.93	66.93	22.58	22.58
ZM1000005901	13	21/08/2023	21/08/2033	03/11/2023	9	K2,770,828.00	K1,730,226.98	61.05	63.06	23.50	24.30
ZM1000005901	13	21/08/2023	21/08/2033	06/11/2023	10	K868,000.00	K530,020.46	58.32	58.32	24.30	24.30
ZM1000005901	13	21/08/2023	21/08/2033	31/10/2023	10	K25,000,000.00	K14,797,491.78	59.19	59.19	25.00	25.00
ZM1000005919	14	21/08/2023	21/08/2038	11/01/2023	15	K401,000.00	K249,800.72	62.29	62.29	24.06	24.06
ZM1000005919	14	21/08/2023	21/08/2038	31/10/2023	14	K3,649,000.00	K2,299,262.49	63.01	63.01	23.81	23.81
ZM1000005919	14	21/08/2023	21/08/2038	31/10/2023	15	K1,008,000.00	K624,943.38	62.00	62.00	24.07	24.07
ZM1000003054	13	21/11/2016	21/11/2026	31/10/2023	3	K168,000.00	K159,862.97	95.16	95.16	17.70	17.70
ZM1000004730	12	22/03/2021	22/03/2028	31/10/2023	4	K1,367,000.00	K948,080.42	69.35	69.35	24.23	24.23
ZM1000005406	14	22/08/2022	22/08/2037	31/10/2023	13	K1,566,000.00	K999,720.31	63.84	63.84	23.62	23.62
ZM1000005182	10	23/03/2022	23/03/2025	11/01/2023	2	K2,320,000.00	K2,060,967.20	88.83	88.83	20.51	20.51
ZM1000003872	14	23/04/2018	23/04/2033	25/10/2023	10	K76,000.00	K49,741.70	65.45	65.45	23.16	23.16
ZM1000003872	14	23/04/2018	23/04/2033	27/10/2023	10	K1,372,000.00	K999,337.74	72.84	72.84	21.53	21.53
ZM1000002940	14	23/05/2016	23/05/2031	25/10/2023	8	K129,000.00	K99,524.37	76.82	77.48	21.83	22.08
ZM1000003203	12	24/04/2017	24/04/2024	06/11/2023	0	K78,672,000.00	K79,560,952.12	100.53	100.87	10.00	10.75
ZM1000003203	12	24/04/2017	24/04/2024	31/10/2023	0	K6,310,000.00	K6,092,208.28	96.55	96.55	20.69	20.69
ZM1000005885	11	21/08/2023	24/07/2028	31/10/2023	4	K1,459,000.00	K1,099,352.66	75.35	75.35	19.93	19.93

Disclaimer: This content is prepared from information received by the Commission through third-party reports. The content is indicative and intended for informational purposes only and shall not in any way be deemed to be investment advice, guidance or recommendation of the SEC. Users are responsible for making investment decisions and are advised to obtain independent professional advice before acting on or using this information.