



SECURITIES AND EXCHANGE COMMISSION
Protecting Investors in the Capital Markets

Date

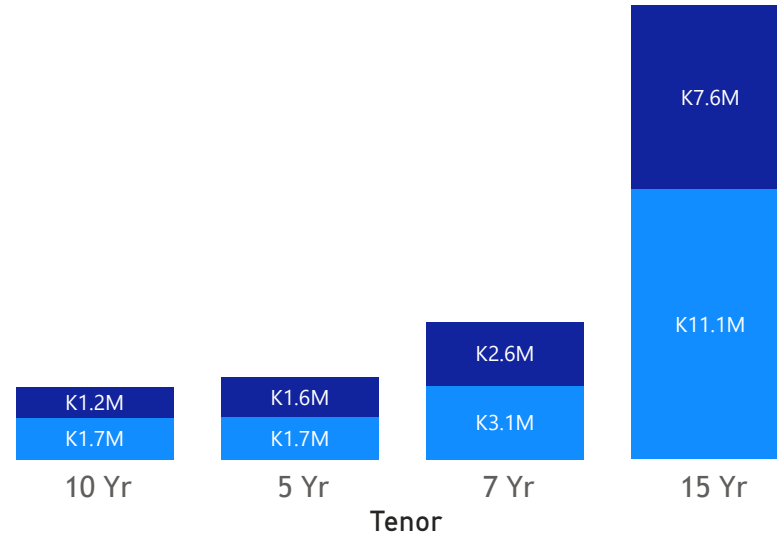
Thursday, 2 November 2023

GRZ Bonds Secondary Market Trade Summary Report

Consideration and Nominal Value

● Nominal Value ● Market Value

Nominal Value and Market Value



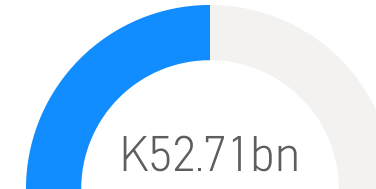
Range of Trade Prices (ZMW)*

Tenor	Min	Max
7 Yr	72.22	91.24
5 Yr	74.24	99.14
15 Yr	57.07	91.02
10 Yr	72.88	72.88

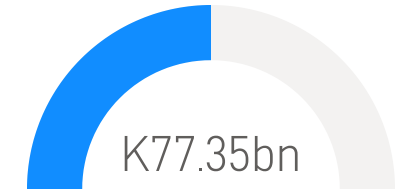
Range of Yields Rates*

Tenor	Min	Max
7 Yr	17.05	21.17
5 Yr	19.85	20.37
15 Yr	20.53	25.50
10 Yr	21.53	21.53

Market Value YTD



Nominal Value YTD



K17.6M

Total Nominal Value

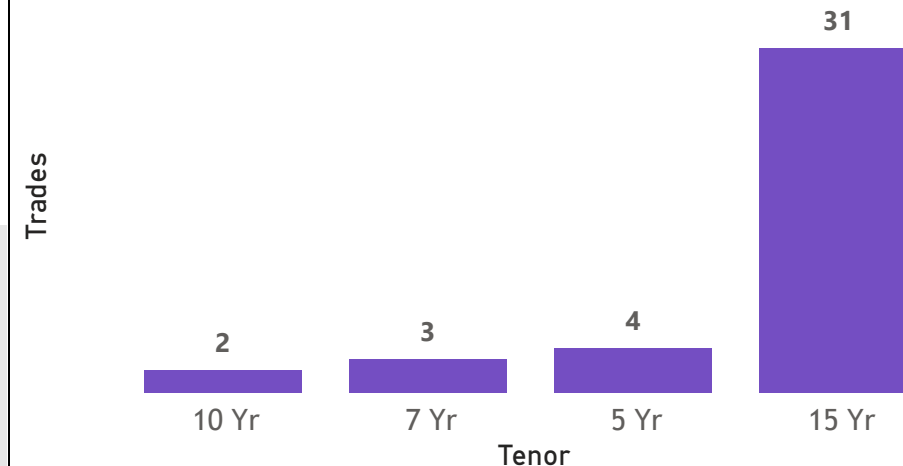
K13.1M

Total Market Value

40

Number of Trades

No. of Trades by Tenor



Primary Market January 22 2024 Auction

Tenor	Cut- Off Yield Rate	Coupon Rates	Range of Successful Yield Rates
2 Years	17.00	17	14.0000-17.0000
3 Years	22.00	20	20.0000-20.0000
5 Years	22.50	22	21.5000-22.0000
7 Years	23.00	23	21.5000-23.0000
10 Years	25.50	25	10.0000-24.97000
15 Years	26.70	26	11.0000-26.5000

*Disclaimer: This content is prepared from information received by the Commission through third-party reports. The range of prices by tenor and range of yields by tenor are based on dealer submissions. The content is indicative and intended for informational purposes only and shall not in any way be deemed to be investment advice, guidance or recommendation of the SEC. Users are responsible for making investment decisions and are advised to obtain independent professional advice before acting on or using this

GRZ Bonds Secondary Market Trade Summary Report

ISIN Code	Coupon Rate	Issue Date	Maturity Date	Trade Date/ Valuation Date	Years To Maturity	Nominal Value	Market Value	Min Trade Price	Max Trade Price	Min Yield	Max Yield
ZM1000004383	14	01/06/2020	01/06/2035	30/10/2023	11	K2,056,000.00	K1,398,699.87	68.03	68.03	23.68	23.68
ZM1000003252	14	05/07/2017	05/07/2032	30/10/2023	8	K1,433,000.00	K1,049,231.95	72.34	73.26	22.29	22.62
ZM1000003120	14	05/12/2016	05/12/2031	30/10/2023	8	K1,656,000.00	K1,249,435.84	75.45	75.45	22.21	22.21
ZM1000004094	11	17/06/2019	17/06/2024	30/10/2023	0	K1,336,000.00	K1,324,483.73	99.14	99.14	19.85	19.85
ZM1000001512	14	22/08/2011	18/08/2026	02/11/2023	2	K377,702.00	K343,933.80	91.02	91.02	21.00	21.00
ZM1000005463	14	19/09/2022	19/09/2037	30/10/2023	13	K58,000.00	K34,798.30	60.00	60.00	24.70	24.70
ZM1000005919	14	21/08/2023	21/08/2038	02/11/2023	14	K1,578,584.00	K943,934.96	59.06	61.38	24.50	25.50
ZM1000005919	14	21/08/2023	21/08/2038	30/10/2023	14	K240,000.00	K149,599.68	62.33	62.33	24.06	24.06
ZM1000005224	14	23/03/2022	23/03/2037	02/11/2023	13	K522,200.00	K304,782.70	58.30	58.30	25.50	25.50
ZM1000003872	14	23/04/2018	23/04/2033	30/10/2023	9	K113,000.00	K74,344.69	65.79	65.79	23.15	23.15
ZM1000001967	14	26/11/2012	23/11/2027	30/10/2023	4	K563,000.00	K499,903.77	88.79	88.79	20.53	20.53
ZM1000005885	11	21/08/2023	24/07/2028	30/10/2023	4	K404,000.00	K299,946.57	74.24	74.24	20.37	20.37
ZM1000004672	13	25/01/2021	25/01/2031	30/10/2023	7	K1,715,000.00	K1,249,872.18	72.88	72.88	21.53	21.53
ZM1000004680	14	25/01/2021	25/01/2036	30/10/2023	12	K55,000.00	K34,941.57	63.53	63.53	24.45	24.45
ZM1000005372	14	25/07/2022	25/07/2037	02/11/2023	13	K488,000.00	K295,217.54	60.47	60.47	25.50	25.50
ZM1000005802	12	26/06/2023	26/06/2030	30/10/2023	6	K415,000.00	K299,703.86	72.22	72.22	21.17	21.17
ZM1000004136	12	26/08/2019	26/08/2026	30/10/2023	2	K548,000.00	K499,997.48	91.24	91.24	17.05	17.05
ZM1000004862	14	28/06/2021	28/06/2036	02/11/2023	12	K483,480.00	K299,963.14	62.04	62.04	25.50	25.50
ZM1000004581	12	30/11/2020	30/11/2027	30/10/2023	4	K2,092,000.00	K1,799,353.62	86.01	86.01	18.92	18.92
ZM1000004805	14	31/05/2021	31/05/2036	02/11/2023	12	K708,000.00	K450,269.61	63.58	63.61	25.30	25.33
ZM1000005497	14	31/10/2022	31/10/2037	02/11/2023	14	K789,000.00	K450,453.85	57.07	57.15	25.30	25.35