



SECURITIES AND EXCHANGE COMMISSION
Protecting Investors in the Capital Markets

Date

Wednesday, 1 November 2023

K1.1bn

Total Nominal Value

K726.8M

Total Market Value

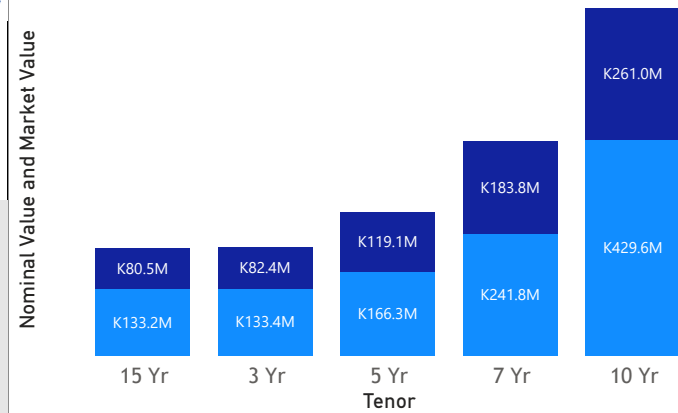
27

Number of Trades

GRZ Bonds Secondary Market Trade Summary Report

Consideration and Nominal Value

● Nominal Value ● Market Value



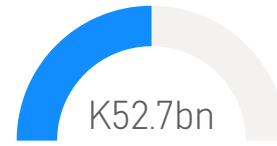
Range of Trade Prices (ZMW)*

Tenor	Min	Max
7 Yr	68.82	78.01
5 Yr	68.94	87.67
3 Yr	60.92	92.86
15 Yr	56.20	72.30
10 Yr	56.21	72.84

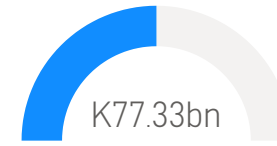
Range of Yields Rates*

Tenor	Min	Max
7 Yr	20.70	22.75
5 Yr	19.00	23.00
3 Yr	20.51	23.70
15 Yr	22.62	25.45
10 Yr	21.53	25.20

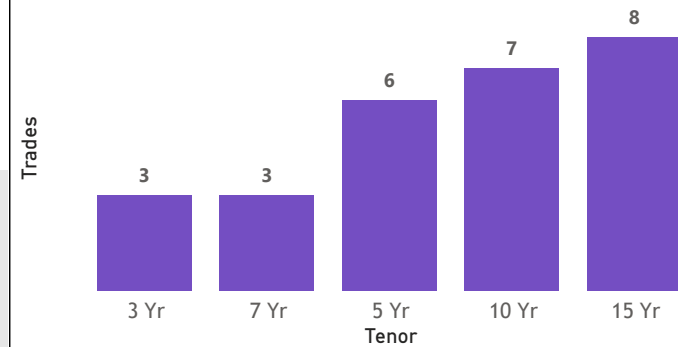
Market Value YTD



Nominal Value YTD



No. of Trades by Tenor



Primary Market January 22 2024 Auction

Tenor	Cut- Off Yield Rate	Coupon Rates	Range of Successful Yield Rates
2 Years	17.00	17	14.0000-17.0000
3 Years	22.00	20	20.0000-20.0000
5 Years	22.50	22	21.5000-22.0000
7 Years	23.00	23	21.5000-23.0000
10 Years	25.50	25	10.0000-24.97000
15 Years	26.70	26	11.0000-26.5000

*Disclaimer: This content is prepared from information received by the Commission through third-party reports. The range of prices by tenor and range of yields by tenor are based on dealer submissions. The content is indicative and intended for informational purposes only and shall not in any way be deemed to be investment advice, guidance or recommendation of the SEC. Users are responsible for making investment decisions and are advised to obtain independent professional advice before acting on or using this

GRZ Bonds Secondary Market Trade Summary Report

ISIN Code	Coupon Rate	Issue Date	Maturity Date	Trade Date/ Valuation Date	Years To Maturity	Nominal Value	Market Value	Min Trade Price	Max Trade Price	Min Yield	Max Yield
ZM1000004383	14	01/06/2020	01/06/2035	27/10/2023	11	K13,960,000.00	K9,491,193.65	67.99	67.99	23.68	23.68
ZM1000005000	12	01/11/2021	01/11/2028	27/10/2023	5	K25,000,000.00	K17,204,125.00	68.82	68.82	22.75	22.75
ZM1000005877	10	02/10/2023	02/10/2026	22/08/2023	3	K130,000,000.00	K79,329,419.18	60.92	60.92	23.70	23.70
ZM1000003252	14	05/07/2017	05/07/2032	27/10/2023	8	K1,314,000.00	K949,962.65	72.30	72.30	22.62	22.62
ZM1000005901	13	21/08/2023	21/08/2033	01/11/2023	9	K50,000,000.00	K29,652,358.00	56.94	56.94	25.00	25.00
ZM1000005901	13	21/08/2023	21/08/2033	21/08/2023	10	K277,500,000.00	K163,328,827.62	56.21	62.96	24.00	25.20
ZM1000005919	14	21/08/2023	21/08/2038	02/11/2023	15	K50,000,000.00	K29,499,700.00	56.20	56.20	25.45	25.45
ZM1000005919	14	21/08/2023	21/08/2038	03/11/2023	15	K66,882,000.00	K39,947,214.08	56.89	56.89	25.15	25.15
ZM1000005919	14	21/08/2023	21/08/2038	27/10/2023	14	K401,000.00	K249,800.72	62.29	62.29	24.06	24.06
ZM1000005406	14	22/08/2022	22/08/2037	27/10/2023	13	K635,000.00	K399,606.70	62.93	62.93	23.94	23.94
ZM1000005182	10	23/03/2022	23/03/2025	27/10/2023	1	K2,320,000.00	K2,060,967.20	88.83	88.83	20.51	20.51
ZM1000005885	11	21/08/2023	24/07/2028	22/08/2023	4	K160,000,000.00	K113,828,320.00	68.94	68.94	21.70	21.70
ZM1000004656	11	25/01/2021	25/01/2026	01/11/2023	2	K1,206,314.00	K1,000,021.48	82.91	82.91	23.00	23.00
ZM1000004672	13	25/01/2021	25/01/2031	22/03/2021	9	K100,000,000.00	K66,481,927.40	62.96	62.96	24.00	24.00
ZM1000004672	13	25/01/2021	25/01/2031	27/10/2023	7	K2,058,000.00	K1,499,006.61	72.84	72.84	21.53	21.53
ZM1000005067	10	27/12/2021	27/12/2024	27/10/2023	1	K1,124,000.00	K1,043,760.47	92.86	92.86	20.74	20.74
ZM1000005554	11	27/12/2022	27/12/2027	01/11/2023	4	K2,077,988.00	K1,600,001.84	77.00	77.00	21.00	21.00
ZM1000004839	11	28/06/2021	28/06/2026	23/07/2021	4	K3,000,000.00	K2,630,189.92	87.67	87.67	19.00	19.00
ZM1000005034	12	29/11/2021	29/11/2028	29/12/2021	6	K31,756,000.00	K18,552,041.78	74.41	74.41	22.49	22.49
ZM1000005968	12	30/11/2023	30/11/2030	30/10/2023	7	K185,000,000.00	K148,018,500.00	78.01	78.01	20.70	20.70

Disclaimer: This content is prepared from information received by the Commission through third-party reports. The content is indicative and intended for informational purposes only and shall not in any way be deemed to be investment advice, guidance or recommendation of the SEC. Users are responsible for making investment decisions and are advised to obtain independent professional advice before acting on or using this information.