



SECURITIES AND EXCHANGE COMMISSION
Protecting Investors in the Capital Markets

Date

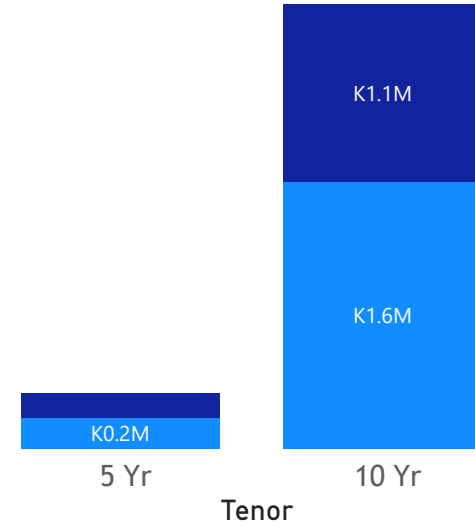
< Friday, 26 January 2024 >

GRZ Bonds Secondary Market Trade Summary Report

Consideration and Nominal Value

● Nominal Value ● Market Value

Nominal Value and Market Value



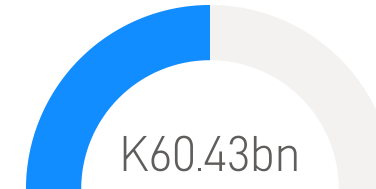
Range of Trade Prices (ZMW)*

Tenor	Min	Max
5 Yr	79.24	79.24
10 Yr	66.86	66.86

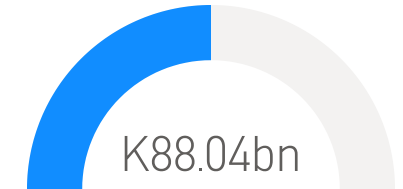
Range of Yields Rates*

Tenor	Min	Max
5 Yr	24.80	24.80
10 Yr	23.25	23.25

Market Value YTD



Nominal Value YTD

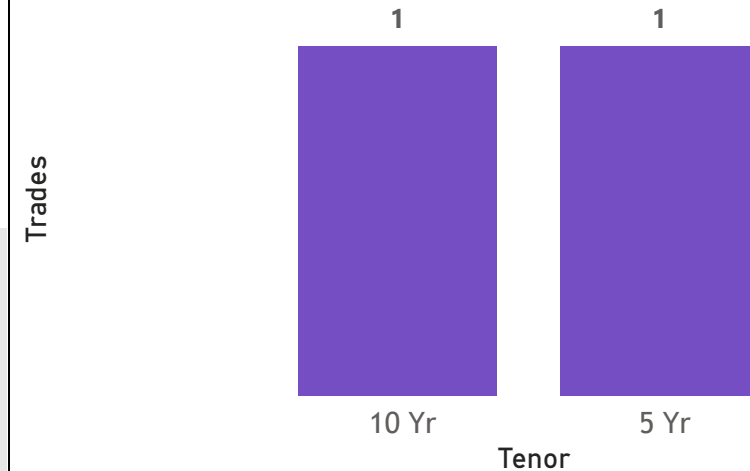


K1.8M
Total Nominal Value

K1.2M
Total Market Value

2
Number of Trades

No. of Trades by Tenor



Primary Market January 22 2024 Auction

Tenor	Cut- Off Yield Rate	Coupon Rates	Range of Successful Yield Rates
2 Years	17.00	17	14.0000-17.0000
3 Years	22.00	20	20.0000-20.0000
5 Years	22.50	22	21.5000-22.0000
7 Years	23.00	23	21.5000-23.0000
10 Years	25.50	25	10.0000-24.97000
15 Years	26.70	26	11.0000-26.5000

*Disclaimer: This content is prepared from information received by the Commission through third-party reports. The range of prices by tenor and range of yields by tenor are based on dealer submissions. The content is indicative and intended for informational purposes only and shall not in any way be deemed to be investment advice, guidance or recommendation of the SEC. Users are responsible for making investment decisions and are advised to obtain independent professional advice before acting on or using this information.

GRZ Bonds Secondary Market Trade Summary Report

ISIN Code	Coupon Rate	Issue Date	Maturity Date	Trade Date/ Valuation Date	Years To Maturity	Nominal Value	Market Value	Min Trade Price	Max Trade Price	Min Yield	Max Yield
ZM1000005901	13	21/08/2023	21/08/2033	09/01/2024	9	K1,645,000.00	K1,099,860.11	66.86	66.86	23.25	23.25
ZM1000004656	11	25/01/2021	25/01/2026	26/01/2024	2	K189,000.00	K149,772.74	79.24	79.24	24.80	24.80