



SECURITIES AND EXCHANGE COMMISSION
Protecting Investors in the Capital Markets

Date

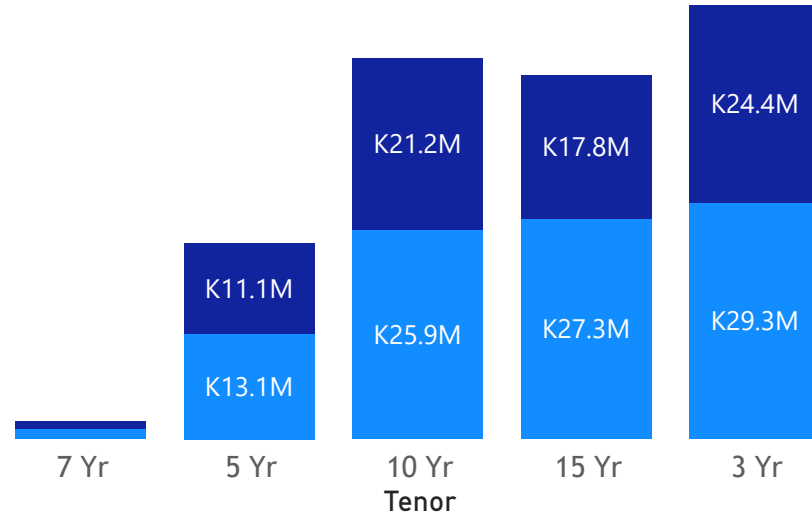
Thursday, 25 January 2024

GRZ Bonds Secondary Market Trade Summary Report

Consideration and Nominal Value

● Nominal Value ● Market Value

Nominal Value and Market Value



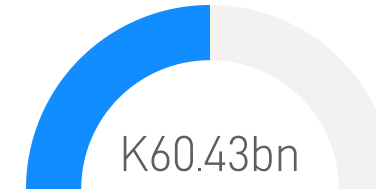
Range of Trade Prices (ZMW)*

Tenor	Min	Max
7 Yr	71.18	84.96
5 Yr	77.18	96.32
3 Yr	80.86	95.56
15 Yr	59.24	99.82
10 Yr	63.55	81.59

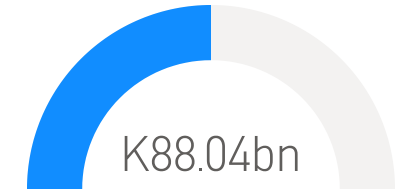
Range of Yields Rates*

Tenor	Min	Max
7 Yr	20.93	22.63
5 Yr	20.00	24.20
3 Yr	19.00	23.30
15 Yr	18.05	27.35
10 Yr	20.00	22.84

Market Value YTD



Nominal Value YTD



K97.0M

Total Nominal Value

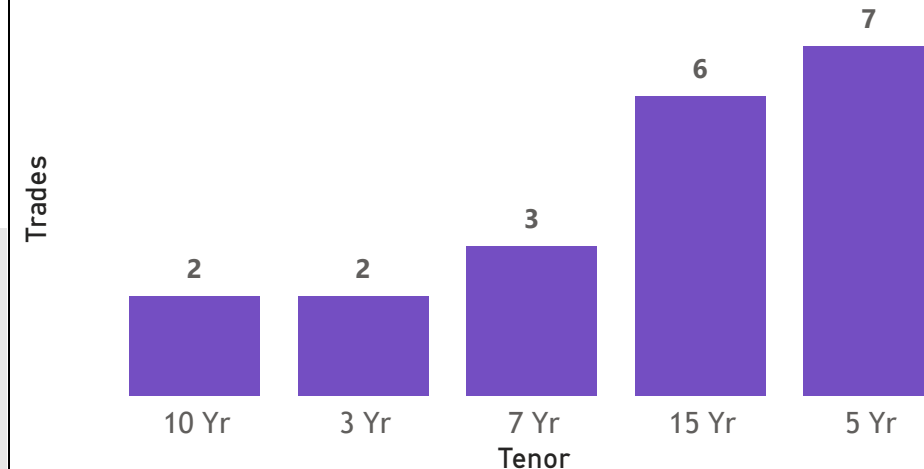
K75.5M

Total Market Value

20

Number of Trades

No. of Trades by Tenor



Primary Market January 22 2024 Auction

Tenor	Cut- Off Yield Rate	Coupon Rates	Range of Successful Yield Rates
10 Years	25.50	25	10.0000-24.97000
15 Years	26.70	26	11.0000-26.5000
2 Years	17.00	17	14.0000-17.0000
3 Years	22.00	20	20.0000-20.0000
5 Years	22.50	22	21.5000-22.0000
7 Years	23.00	23	21.5000-23.0000

*Disclaimer: This content is prepared from information received by the Commission through third-party reports. The range of prices by tenor and range of yields by tenor are based on dealer submissions. The content is indicative and intended for informational purposes only and shall not in any way be deemed to be investment advice, guidance or recommendation of the SEC. Users are responsible for making investment decisions and are advised to obtain independent professional advice before acting on or using this information.

GRZ Bonds Secondary Market Trade Summary Report

ISIN Code	Coupon Rate	Issue Date	Maturity Date	Trade Date/ Valuation Date	Years To Maturity	Nominal Value	Market Value	Min Trade Price	Max Trade Price	Min Yield	Max Yield
ZM1000001751	14	20/02/2012	16/02/2027	25/01/2024	3	K2,002,704.00	K2,000,000.70	99.82	99.82	18.05	18.05
ZM1000004094	11	17/06/2019	17/06/2024	22/01/2024	8	K1,832,000.00	K1,764,566.69	96.32	96.32	24.20	24.20
ZM1000003351	13	18/12/2017	18/12/2027	18/12/2017	3	K25,000,000.00	K20,620,284.59	81.59	81.59	20.00	20.00
ZM1000005919	14	21/08/2023	21/08/2038	22/01/2024	14	K25,000,000.00	K15,585,879.45	62.34	62.34	25.45	25.45
ZM1000003872	14	23/04/2018	23/04/2033	22/01/2024	9	K17,200.00	K10,188.78	59.24	59.24	27.35	27.35
ZM1000003211	14	24/04/2017	24/04/2032	25/01/2024	8	K281,800.00	K200,074.18	70.98	70.98	23.00	23.00
ZM1000005810	13	26/06/2023	26/06/2033	22/01/2024	10	K944,000.00	K599,889.28	63.55	63.55	22.84	22.84
ZM1000004136	12	26/08/2019	26/08/2026	22/01/2024	8	K60,000.00	K50,974.06	84.96	84.96	22.63	22.63
ZM1000005992	10	26/12/2023	26/12/2026	26/12/2023	2	K28,190,000.00	K23,382,991.77	80.86	80.86	19.00	19.00
ZM1000004334	11	27/04/2020	27/04/2025	22/01/2024	2	K4,315,000.00	K3,935,945.76	91.22	91.22	21.90	21.90
ZM1000005075	11	27/12/2021	27/12/2026	22/01/2024	2	K5,147,000.00	K3,972,406.87	77.18	77.18	22.47	22.47
ZM1000005075	11	27/12/2021	27/12/2026	25/01/2024	2	K156,052.00	K127,626.06	81.80	81.80	20.00	20.00
ZM1000004821	10	28/06/2021	28/06/2024	22/01/2024	1	K1,088,000.00	K1,039,677.82	95.56	95.56	23.30	23.30
ZM1000004839	11	28/06/2021	28/06/2026	22/01/2024		K1,664,000.00	K1,326,398.28	79.71	79.71	22.80	22.80
ZM1000005968	12	30/10/2023	30/10/2030	22/01/2024	6	K1,263,000.00	K899,238.78	71.18	71.21	20.93	20.94