



SECURITIES AND EXCHANGE COMMISSION
Protecting Investors in the Capital Markets

Date

Friday, 19 January 2024

K419.7M
Total Nominal Value

K286.1M
Total Market Value

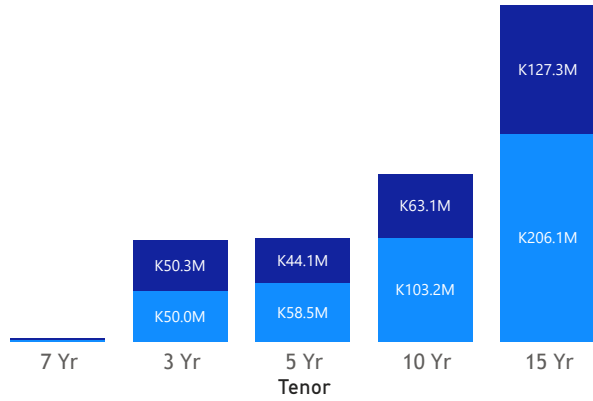
35
Number of Trades

GRZ Bonds Secondary Market Trade Summary Report

Consideration and Nominal Value

● Nominal Value ● Market Value

Nominal Value and Market Value




Range of Trade Prices (ZMW)*

Tenor	Min	Max
7 Yr	68.47	78.23
5 Yr	75.27	84.79
3 Yr	100.52	100.52
15 Yr	52.30	65.89
10 Yr	57.53	78.89


Range of Yields Rates*

Tenor	Min	Max
7 Yr	20.14	22.11
5 Yr	18.21	21.25
3 Yr	10.00	10.00
15 Yr	23.88	29.00
10 Yr	20.37	26.46

Market Value YTD

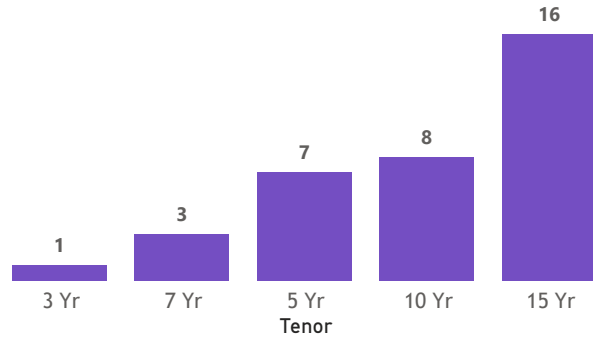


Nominal Value YTD



No. of Trades by Tenor

Trades



Primary Market January 22 2024 Auction

Tenor	Cut- Off Yield Rate	Coupon Rates	Range of Successful Yield Rates
2 Years	17.00	17	14.0000-17.0000
3 Years	22.00	20	20.0000-20.0000
5 Years	22.50	22	21.5000-22.0000
7 Years	23.00	23	21.5000-23.0000
10 Years	25.50	25	10.0000-24.97000
15 Years	26.70	26	11.0000-26.5000

*Disclaimer: This content is prepared from information received by the Commission through third-party reports. The range of prices by tenor and range of yields by tenor are based on dealer submissions. The content is indicative and intended for informational purposes only and shall not in any way be deemed to be investment advice, guidance or recommendation of the SEC. Users are responsible for making investment decisions and are advised to obtain independent professional advice before acting on or using this

GRZ Bonds Secondary Market Trade Summary Report

ISIN Code	Coupon Rate	Issue Date	Maturity Date	Trade Date/ Valuation Date	Years To Maturity	Nominal Value	Market Value	Min Trade Price	Max Trade Price	Min Yield	Max Yield
ZM1000004383	14	01/06/2020	01/06/2035	19/01/2024	11	K2,261,218.00	K1,324,471.43	57.91	60.32	25.25	26.31
ZM1000004383	14	01/06/2020	01/06/2035	23/06/2023	11	K847,000.00	K499,992.87	59.03	59.03	25.17	25.17
ZM1000005000	12	01/11/2021	01/11/2028	16/01/2024	4	K639,000.00	K499,899.03	78.23	78.23	20.14	20.14
ZM1000005695	13	04/03/2023	04/03/2033	20/06/2023	9	K497,000.00	K299,885.98	60.34	60.34	24.67	24.67
ZM1000003997	13	17/12/2018	17/12/2028	16/01/2024	4	K633,000.00	K499,379.67	78.89	78.89	20.37	20.37
ZM1000003351	13	18/12/2017	18/12/2027	15/01/2024	3	K1,831,000.00	K1,384,432.10	75.61	75.61	23.24	23.24
ZM1000005455	13	19/09/2022	19/09/2032	15/01/2024	8	K87,000.00	K51,535.83	59.24	59.24	26.46	26.46
ZM1000005646	14	20/02/2023	20/02/2038	19/01/2024	14	K68,854.00	K40,026.24	58.08	58.08	27.50	27.50
ZM1000005901	13	21/08/2023	21/08/2033	21/08/2023	9	K50,000,000.00	K31,452,041.10	57.53	57.53	24.75	24.75
ZM1000005919	14	21/08/2023	21/08/2038	16/01/2024	4	K1,206,000.00	K794,669.35	65.89	65.89	23.88	23.88
ZM1000005919	14	21/08/2023	21/08/2038	19/01/2024	14	K151,520,924.00	K93,117,902.08	61.28	65.71	24.00	25.85
ZM1000005406	14	22/08/2022	22/08/2037	19/01/2024	13	K100,000.00	K55,254.02	55.25	55.25	29.00	29.00
ZM1000005885	11	21/08/2023	24/07/2028	01/12/2024	7	K57,468,000.00	K43,257,089.38	75.27	75.27	21.25	21.25
ZM1000005851	14	24/07/2023	24/07/2038	16/01/2024	14	K25,000,000.00	K15,699,713.36	62.80	62.80	25.65	25.65
ZM1000005851	14	24/07/2023	24/07/2038	24/07/2023	9	K25,000,000.00	K15,699,713.36	55.93	55.93	25.65	25.65
ZM1000004672	13	25/01/2021	25/01/2031	16/01/2024	8	K133,000.00	K99,394.00	74.73	74.73	22.05	22.05
ZM1000005810	13	26/06/2023	26/06/2033	16/01/2024	10	K25,000,000.00	K14,644,873.63	58.58	58.58	24.75	24.75
ZM1000005810	13	26/06/2023	26/06/2033	26/03/2023	9	K25,000,000.00	K14,644,873.63	57.72	57.72	24.75	24.75
ZM1000005349	14	27/06/2022	27/06/2037	19/01/2024	13	K100,000.00	K52,304.09	52.30	52.30	28.00	28.00
ZM1000005075	11	27/12/2021	27/12/2026	16/01/2024	2	K1,002,000.00	K849,621.36	84.79	84.79	18.21	18.21
ZM1000004821	10	28/06/2021	28/06/2024	15/01/2024	0	K50,000,000.00	K50,262,272.60	100.52	100.52	10.00	10.00
ZM1000004581	12	30/11/2020	30/11/2027	23/06/2023	3	K410,000.00	K299,469.91	73.04	73.04	22.11	22.11
ZM1000005968	12	30/11/2023	30/11/2030	16/01/2024	6	K876,000.00	K599,786.81	68.47	68.47	21.88	21.88

Disclaimer: This content is prepared from information received by the Commission through third-party reports. The content is indicative and intended for informational purposes only and shall not in any way be deemed to be investment advice, guidance or recommendation of the SEC. Users are responsible for making investment decisions and are advised to obtain independent professional advice before acting on or using this information.