



**SECURITIES AND EXCHANGE COMMISSION**  
Protecting Investors in the Capital Markets

Date

Thursday, 18 January 2024

**K135.6M**  
Total Nominal Value

**K97.4M**  
Total Market Value

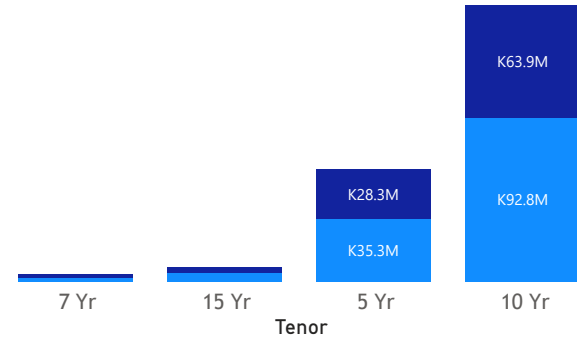
**22**  
Number of Trades

# GRZ Bonds Secondary Market Trade Summary Report

## Consideration and Nominal Value

● Nominal Value ● Market Value

Nominal Value and Market Value



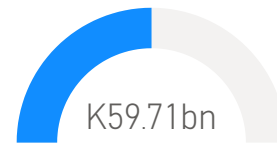
## Range of Trade Prices (ZMW)\*

Tenor	Min	Max
7 Yr	68.43	78.19
5 Yr	74.89	93.04
15 Yr	61.38	70.73
10 Yr	59.24	78.85


## Range of Yields Rates\*

Tenor	Min	Max
7 Yr	20.14	21.88
5 Yr	18.50	25.00
15 Yr	22.52	25.75
10 Yr	20.37	26.46

## Market Value YTD

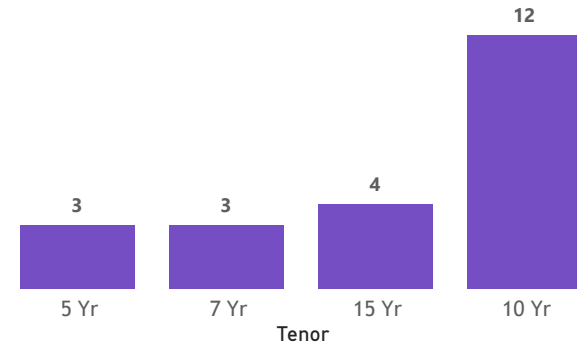


## Nominal Value YTD



## No. of Trades by Tenor

Trades



## Primary Market January 22 2024 Auction

Tenor	Cut- Off Yield Rate	Coupon Rates	Range of Successful Yield Rates
2 Years	17.00	17	14.0000-17.0000
3 Years	22.00	20	20.0000-20.0000
5 Years	22.50	22	21.5000-22.0000
7 Years	23.00	23	21.5000-23.0000
10 Years	25.50	25	10.0000-24.97000
15 Years	26.70	26	11.0000-26.5000

\*Disclaimer: This content is prepared from information received by the Commission through third-party reports. The range of prices by tenor and range of yields by tenor are based on dealer submissions. The content is indicative and intended for informational purposes only and shall not in any way be deemed to be investment advice, guidance or recommendation of the SEC. Users are responsible for making investment decisions and are advised to obtain independent professional advice before acting on or using this

# GRZ Bonds Secondary Market Trade Summary Report

ISIN Code	Coupon Rate	Issue Date	Maturity Date	Trade Date/ Valuation Date	Years To Maturity	Nominal Value	Market Value	Min Trade Price	Max Trade Price	Min Yield	Max Yield
ZM1000005000	12	01/11/2021	01/11/2028	15/01/2024	4	K2,429,000.00	K1,867,079.50	76.09	78.19	20.14	21.00
ZM1000003120	14	05/12/2016	05/12/2031	16/01/2024	7	K353,000.00	K249,692.28	70.73	70.73	22.52	22.52
ZM1000003997	13	17/12/2018	17/12/2028	15/01/2024	4	K3,170,000.00	K2,499,514.13	78.85	78.85	20.37	20.37
ZM1000003351	13	18/12/2017	18/12/2027	15/01/2024	3	K1,831,000.00	K1,384,432.10	75.61	75.61	23.24	23.24
ZM1000005455	13	19/09/2022	19/09/2032	15/01/2024	8	K87,000.00	K51,535.83	59.24	59.24	26.46	26.46
ZM1000005455	13	19/09/2022	19/09/2032	19/09/2022	8	K50,000,000.00	K32,099,644.52	59.89	59.89	24.25	24.25
ZM1000005919	14	21/08/2023	21/08/2038	15/01/2024	14	K4,638,000.00	K2,972,437.99	61.38	65.85	23.88	25.75
ZM1000005885	11	21/08/2023	24/07/2028	15/01/2024	7	K25,000,000.00	K18,722,718.49	74.89	74.89	21.40	21.40
ZM1000004656	11	25/01/2021	25/01/2026	25/01/2026	2	K10,000,000.00	K9,304,107.26	93.04	93.04	18.50	18.50
ZM1000004672	13	25/01/2021	25/01/2031	01/12/2024	7	K37,600,000.00	K27,868,478.24	74.12	74.12	22.25	22.25
ZM1000004334	11	27/04/2020	27/04/2025	18/01/2024	1	K341,000.00	K299,745.03	87.90	87.90	25.00	25.00
ZM1000005570	13	27/12/2022	27/12/2032	18/01/2024	8	K72,000.00	K43,515.10	60.45	60.45	24.27	24.27
ZM1000005968	12	30/11/2023	30/11/2030	15/01/2024	6	K73,000.00	K49,953.78	68.43	68.43	21.88	21.88

Disclaimer: This content is prepared from information received by the Commission through third-party reports. The content is indicative and intended for informational purposes only and shall not in any way be deemed to be investment advice, guidance or recommendation of the SEC. Users are responsible for making investment decisions and are advised to obtain independent professional advice before acting on or using this information.