



SECURITIES AND EXCHANGE COMMISSION
Protecting Investors in the Capital Markets

Date

< Wednesday, 17 January 2024

K233.8M

Total Nominal Value

K186.1M

Total Market Value

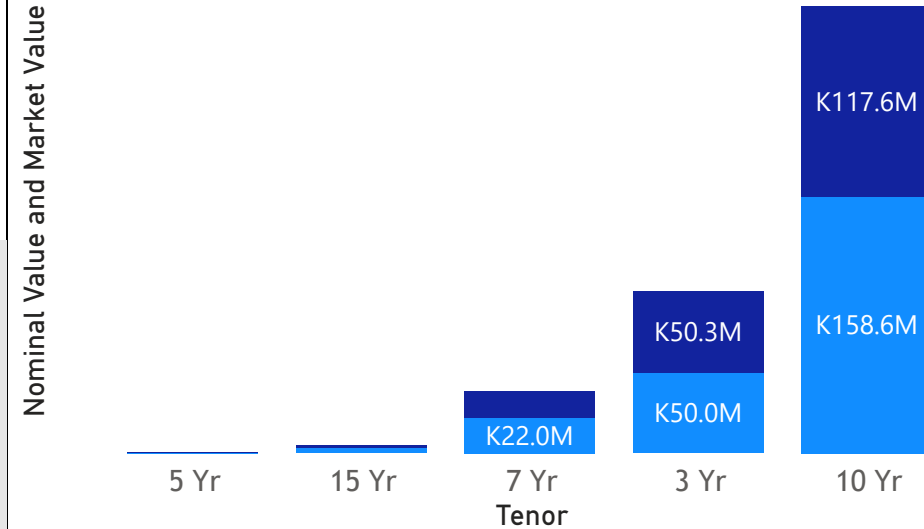
19

Number of Trades

GRZ Bonds Secondary Market Trade Summary Report

Consideration and Nominal Value

● Nominal Value ● Market Value



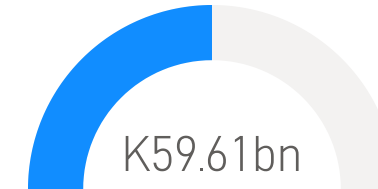
Range of Trade Prices (ZMW)*

Tenor	Min	Max
7 Yr	72.34	72.34
5 Yr	68.61	68.61
3 Yr	100.52	100.52
15 Yr	59.62	64.93
10 Yr	74.12	74.12

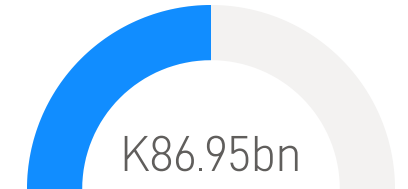
Range of Yields Rates*

Tenor	Min	Max
7 Yr	21.40	21.40
5 Yr	23.00	23.00
3 Yr	10.00	10.00
15 Yr	24.00	25.50
10 Yr	22.25	22.25

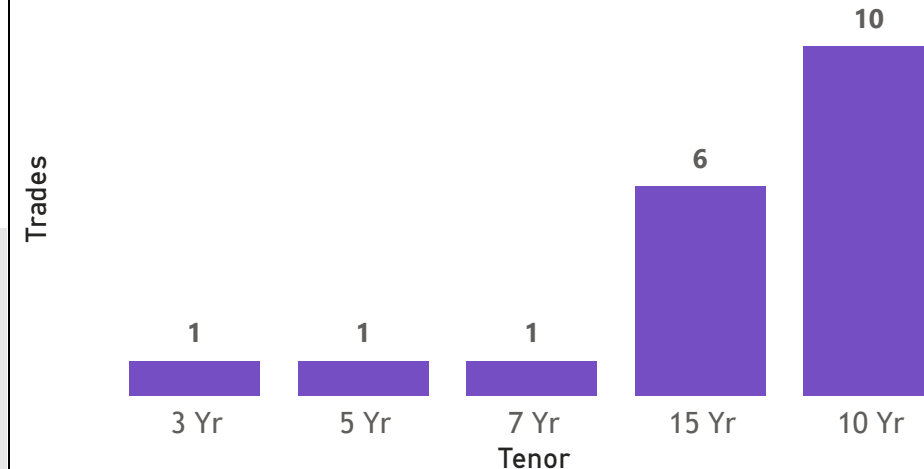
Market Value YTD



Nominal Value YTD



No. of Trades by Tenor





Primary Market December 22 2023 Auction

TENOR	Sum of CUT-OFF YIELD RATE	Sum of COUPON RATES	RANGE OF SUCCESSFUL YIELD RATES	Sum of CUT-OFF BID PRICE (K)
7 Years	23.00	12	11.5000-23.0000	62.63
2 Years	17.00	9	15.0000-17.0000	86.92
5 Years	22.50	11	19.0000-22.5000	67.65
3 Years	22.00	10	20.0000-22.0000	75.88
15 Years	26.70	14	20.0000-26.7000	53.59

*Disclaimer: This content is prepared from information received by the Commission through third-party reports. The range of prices by tenor and range of yields by tenor are based on dealer submissions. The content is indicative and intended for informational purposes only and shall not in any way be deemed to be investment advice, guidance or recommendation of the SEC. Users are responsible for making investment decisions and are advised to obtain independent professional advice before acting on or using this information.

GRZ Bonds Secondary Market Trade Summary Report

ISIN Code	Coupon Rate	Issue Date	Maturity Date	Trade Date/ Valuation Date	Years To Maturity	Nominal Value	Market Value	Min Trade Price	Max Trade Price	Min Yield	Max Yield
ZM1000004383	14	01/06/2020	01/06/2035	17/01/2024	11	K1,844,408.00	K1,100,000.36	59.62	59.62	25.50	25.50
ZM1000005679	11		03/04/2028	17/01/2024	4	K210,000.00	K150,855.48	68.61	68.61	23.00	23.00
ZM1000003252	14	05/07/2017	05/07/2032	17/01/2024	8	K1,155,550.00	K736,950.86	63.68	64.93	24.00	24.50
	13	25/01/2021	25/01/2031	01/12/2024	7	K6,200,000.00	K4,595,334.18	74.12	74.12	22.25	22.25
ZM1000004672	13	25/01/2021	25/01/2031	01/12/2024	7	K152,400,000.00	K112,956,278.78	74.12	74.12	22.25	22.25
ZM1000004821	10	28/06/2021	28/06/2024	15/01/2023	1	K50,000,000.00	K50,262,272.60	100.52	100.52	10.00	10.00
ZM1000005034	12	29/11/2021	29/11/2028	18/01/2024	4	K22,000,000.00	K16,275,959.84	72.34	72.34	21.40	21.40

 Select or
 Grid
 fields to
 populate
 this
 visual