



SECURITIES AND EXCHANGE COMMISSION
Protecting Investors in the Capital Markets

Date

< Friday, 5 January 2024 >

K109.4M

Total Nominal Value

K86.6M

Total Market Value

13

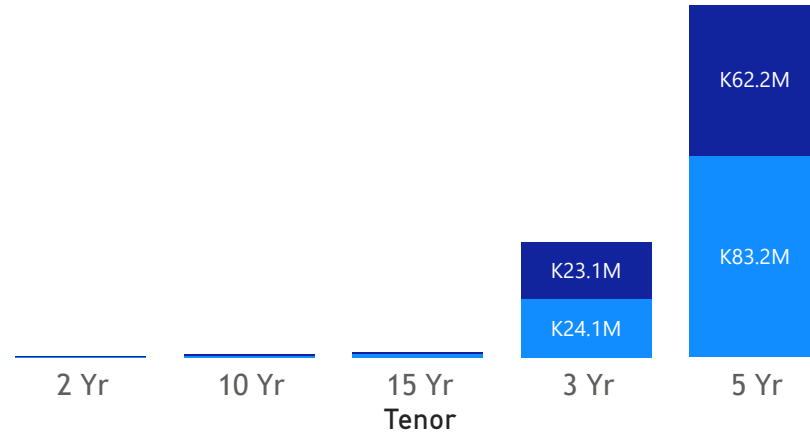
Number of Trades

GRZ Bonds Secondary Market Trade Summary Report

Consideration and Nominal Value

● Nominal Value ● Market Value

Nominal Value and Market Value



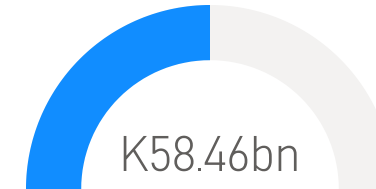
Range of Trade Prices (ZMW)*

Tenor	Min	Max
5 Yr	74.75	74.75
3 Yr	95.72	95.72
2 Yr	86.92	87.61
15 Yr	53.93	71.11
10 Yr	56.64	98.22

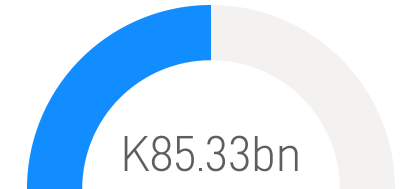
Range of Yields Rates*

Tenor	Min	Max
5 Yr	21.35	21.35
3 Yr	16.91	16.91
2 Yr	18.54	21.00
15 Yr	24.34	26.80
10 Yr	21.92	25.50

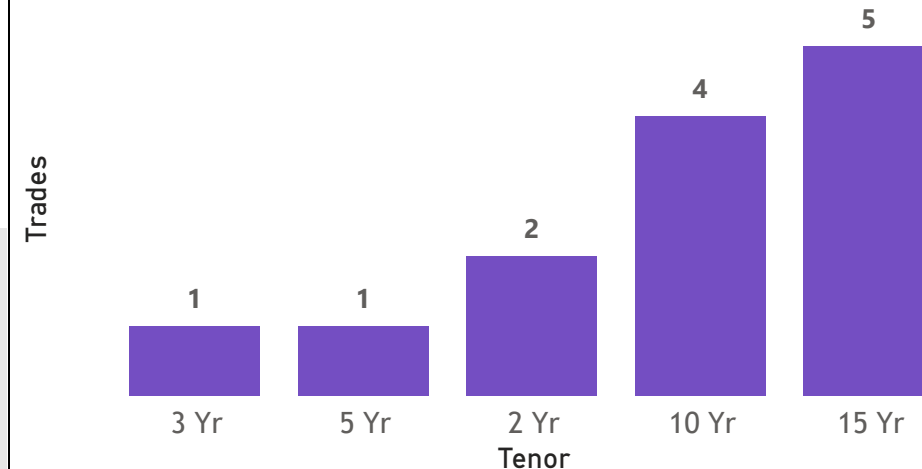
Market Value YTD



Nominal Value YTD



No. of Trades by Tenor



Primary Market January 22 2024 Auction

Tenor	Cut- Off Yield Rate	Coupon Rates	Range of Successful Yield Rates
2 Years	17.00	17	14.0000-17.0000
3 Years	22.00	20	20.0000-20.0000
5 Years	22.50	22	21.5000-22.0000
7 Years	23.00	23	21.5000-23.0000
10 Years	25.50	25	10.0000-24.97000
15 Years	26.70	26	11.0000-26.5000

*Disclaimer: This content is prepared from information received by the Commission through third-party reports. The range of prices by tenor and range of yields by tenor are based on dealer submissions. The content is indicative and intended for informational purposes only and shall not in any way be deemed to be investment advice, guidance or recommendation of the SEC. Users are responsible for making investment decisions and are advised to obtain independent professional advice before acting on or using this

GRZ Bonds Secondary Market Trade Summary Report

ISIN Code	Coupon Rate	Issue Date	Maturity Date	Trade Date/ Valuation Date	Years To Maturity	Nominal Value	Market Value	Min Trade Price	Max Trade Price	Min Yield	Max Yield
ZM1000005695	13	04/03/2023	04/03/2033	01/01/2024	9	K156,000.00	K99,714.49	63.92	63.92	23.65	23.65
ZM1000003997	13	17/12/2018	17/12/2028	01/01/2024	4	K199,000.00	K133,621.36	67.15	67.15	25.21	25.21
ZM1000005836	9	21/06/2023	21/06/2025	05/01/2024	1	K30,000.00	K27,505.02	87.61	87.61	18.54	18.54
ZM1000005919	14	21/08/2023	21/08/2038	01/01/2024	4	K155,000.00	K99,456.52	64.17	64.17	24.34	24.34
ZM1000005182	10	23/03/2022	23/03/2025	05/01/2024	1	K24,111,000.00	K23,077,843.98	95.72	95.72	16.91	16.91
ZM1000002197	13	27/05/2014	24/05/2024	01/01/2024	1	K100,000.00	K98,223.89	98.22	98.22	21.92	21.92
ZM1000005885	11	21/08/2023	24/07/2028	05/01/2024	4	K83,188,421.00	K62,186,632.35	74.75	74.75	21.35	21.35
ZM1000005828	14	26/06/2023	26/06/2038	01/01/2024	15	K71,000.00	K39,906.73	56.21	56.21	25.70	25.70
ZM1000006065	14	26/12/2023	26/12/2038	05/01/2024	14	K108,000.00	K58,240.62	53.93	53.93	26.69	26.69
ZM1000003187	14	27/02/2017	27/02/2032	25/10/2023	8	K903,000.00	K570,969.12	71.11	71.11	26.80	26.80
ZM1000005570	13	27/12/2022	27/12/2032	10/01/2024	8	K200,000.00	K114,286.46	56.64	56.64	25.50	25.50
ZM1000005745	9	29/05/2023	29/05/2025	04/01/2024	1	K93,000.00	K80,832.22	86.92	86.92	21.00	21.00
ZM1000005976	14	30/11/2023	30/11/2038	01/01/2024	15	K67,000.00	K39,558.39	59.04	59.04	25.33	25.33

Disclaimer: This content is prepared from information received by the Commission through third-party reports. The content is indicative and intended for informational purposes only and shall not in any way be deemed to be investment advice, guidance or recommendation of the SEC. Users are responsible for making investment decisions and are advised to obtain independent professional advice before acting on or using this information.